Cal-Chip Electronics, Incorporated

CV *Aluminum Electrolytic Capacitors*

CE32 Type



Features

- 85℃, 2000 hours assured
- Chip type large capacitance capacitors

SPECIFICATIONS

Items	Performance
Operating Temperature Range	-40℃ ~+85℃
Capacitance Tolerance	±20% (at 120Hz, 20℃)
Leakage Current (at 20℃)	I = 0.01CV or 3 (μA) whichever is greater (after 2 minutes) Where, C= rated capacitance in μF. V = rated DC working voltage in V.

Dissipation Factor (Tan δ at 120Hz, 20℃)

Rated Voltage	6.3	10	16	25	35	50	63	100
Tan δ (max)	0.28	0.24	0.20	0.14	0.12	0.10	0.10	0.10

Low Temperature Characteristics (at 120Hz)

Impedance ratio shall not exceed the values given in the table below.

Rated Voltage		6.3	10	16	25	35	50	63	100
Impedance Ratio	Z(-25℃)/Z(+20℃)	4	3	2	2	2	2	2	2
	Z(-40℃)/Z(+20℃)	8	5	4	3	3	3	3	3

Load Life Test

Test Time	2000 Hrs
Capacitance Change	Within ±20% of initial value
Dissipation Factor	Less than 200% of specified value
Leakage Current	Within specified value

* The above specifications shall be satisfied when the capacitors are restored to 20℃ after the rated voltage applied with rated ripple current for 2000 hrs at 85℃.

Shelf Life Test: Test time: 1000 hrs; other items are the same as those for the load life test.

Ripple Current & Frequency Multipliers

V.DC(V) \ Freq.(Hz)	50	120	1K	10K up
Under 16	0.8	1.0	1.15	1.25
25 ~ 35	0.8	1.0	1.25	1.40
50 ~ 63	0.8	1.0	1.35	1.50
100	0.7	1.0	1.35	1.50

Other Standards: JIS C 5101-1,-18

DIAGRAM OF DIMENSIONS

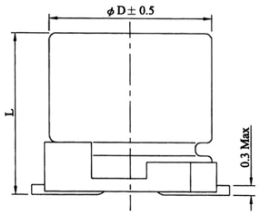

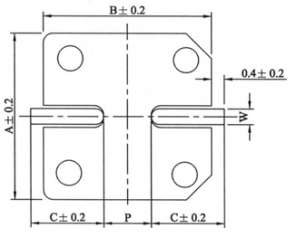

LEAD SPACING AND DIAMETER Unit: mm

φD	L	A	B	C	W	P±0.2
8	6.5±0.3	8.4	8.4	3.4	0.5 to 0.8	2.3
8	10±0.5	8.4	8.4	3.0	0.7 to 1.1	3.1
10	10±0.5	10.4	10.4	3.3	0.7 to 1.1	4.7

Dimension: φD × L(mm)

DIMENSION & PERMISSIBLE RIPPLE CURRENT

Ripple Current: mA/rms at 120 Hz, 85°C

V.DC / μF	Contents	6.3V (0J)		10V (1A)		16V (1C)		25V (1E)		35V (1V)		50V (1H)		63V (1J)		100V (2A)	
		φD×L	mA	φD×L	mA	φD×L	mA	φD×L	mA	φD×L	mA	φD×L	mA	φD×L	mA	φD×L	mA
10	100													8×6.5	75	8×10	94
22	220											8×6.5	155	8×10	139	10×10	189
33	330									8×6.5	155	8×6.5	155	8×10	139	10×10	189
47	470							8×6.5	155	8×6.5	155	8×10	252	10×10	226		
68	680													10×10	226		
100	101			8×6.5	155	8×6.5	155	8×6.5	155	8×10	252	10×10	458				
220	221	8×6.5	155	8×6.5	155	8×10	252	8×10	252	10×10	458						
330	331	8×6.5	155	8×10	252	8×10	252	10×10	458								
470	471	8×10	252	10×10	458	10×10	458										
1000	102	10×10	458	10×10	458												