

SANYO	No.1885C	LFB01,01L
		Silicon Planar Leadless Type Very High-Speed Switching Diode

Features

- Highly reliable leadless glass sleeve structure.
- Very small size.
- Capable of being surface-mounted.
- Forward voltage : $V_F \text{ max} = 1.2\text{V}$.
- Interterminal capacitance : $c \text{ max} = 3\text{pF}$.
- Reverse recovery time : $t_{rr} \text{ max} = 4\text{ns}$.

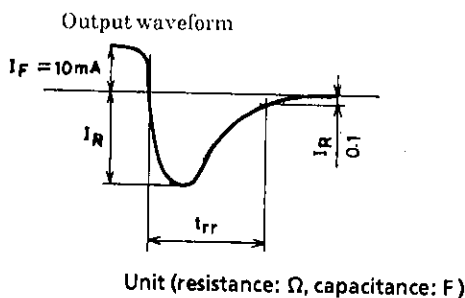
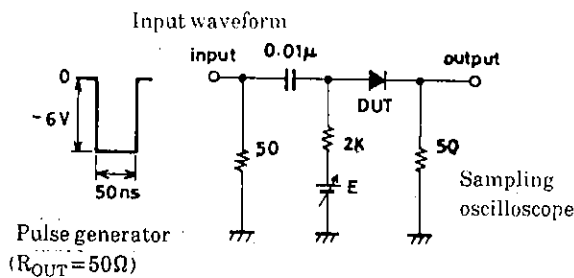
Absolute Maximum Ratings at $T_a = 25^\circ\text{C}$

		LFB01L	LFB01	unit
Peak Reverse Voltage	V_{RM}	-55	-90	V
Reverse Voltage	V_R	-50	-80	V
Peak Forward Current	I_{FM}	→	480	mA
Average Rectified Current	I_O	→	150	mA
Surge Current	I_{FSM}	→	2	A
Allowable Power Dissipation	P	→	300	mW
Junction Temperature	T_j	→	+175	$^\circ\text{C}$
Storage Temperature	T_{stg}	→	-65 to +175	$^\circ\text{C}$

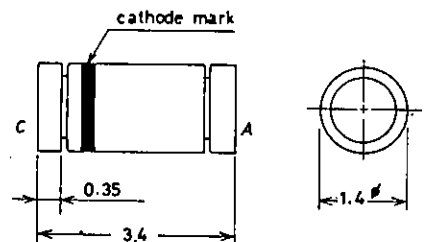
Electrical Characteristics at $T_a = 25^\circ\text{C}$

			min	typ	max	unit
Forward Voltage	V_F	$I_F = 100\text{mA}$			1.2	V
Reverse Current	I_{R1}	$V_R = -30\text{V}$			-0.1	μA
	I_{R2}	At each V_R			-0.5	μA
Interterminal Capacitance	c	$V_R = 0\text{V}, f = 1\text{MHz}$			3	pF
Reverse Recovery Time	t_{rr}	$V_R = -6\text{V}, I_F = 10\text{mA}, R_L = 50\Omega$			4	ns

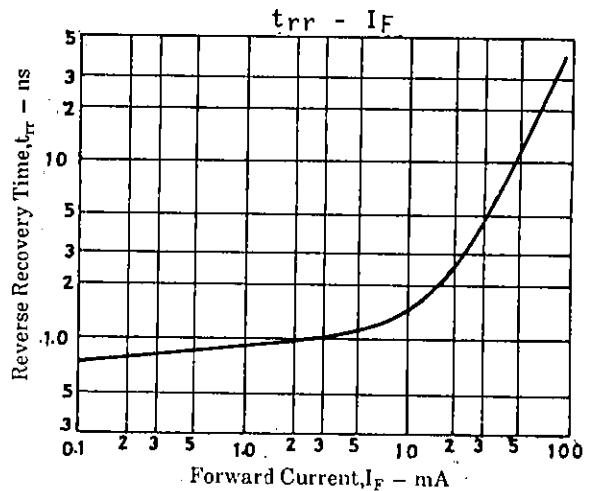
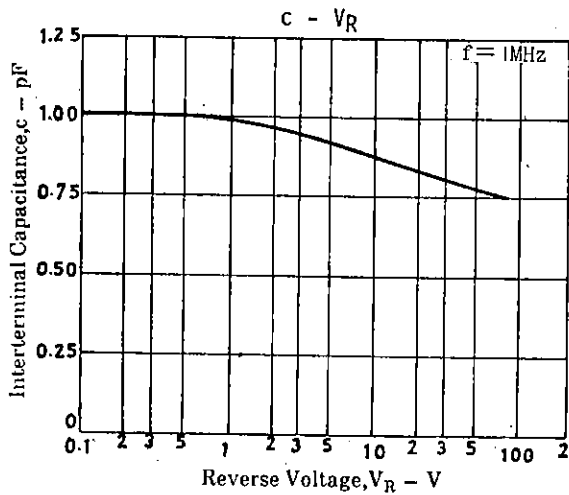
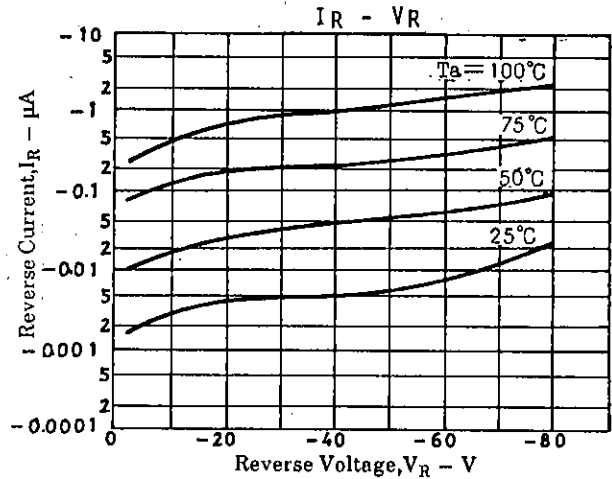
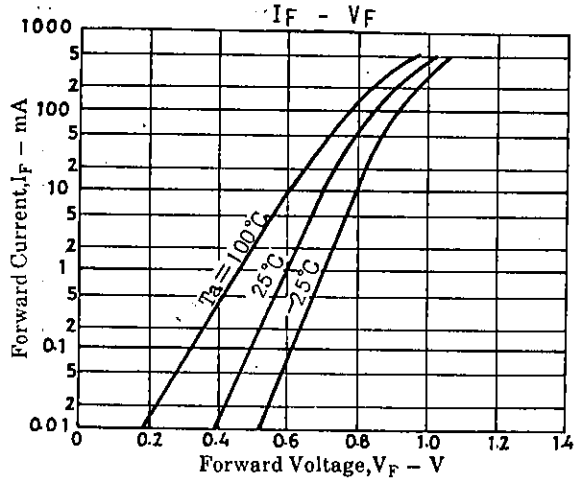
Reverse Recovery Time (t_{rr}) Test Circuit



Package Dimensions 1137
(unit: mm)



C : Cathode
A : Anode



- No products described or contained herein are intended for use in surgical implants, life-support systems, aerospace equipment, nuclear power control systems, vehicles, disaster/crime-prevention equipment and the like, the failure of which may directly or indirectly cause injury, death or property loss.
- Anyone purchasing any products described or contained herein for an above-mentioned use shall:
 - ① Accept full responsibility and indemnify and defend SANYO ELECTRIC CO., LTD., its affiliates, subsidiaries and distributors and all their officers and employees, jointly and severally, against any and all claims and litigation and all damages, cost and expenses associated with such use:
 - ② Not impose any responsibility for any fault or negligence which may be cited in any such claim or litigation on SANYO ELECTRIC CO., LTD., its affiliates, subsidiaries and distributors or any of their officers and employees jointly or severally.
- Information (including circuit diagrams and circuit parameters) herein is for example only; it is not guaranteed for volume production. SANYO believes information herein is accurate and reliable, but no guarantees are made or implied regarding its use or any infringements of intellectual property rights or other rights of third parties.