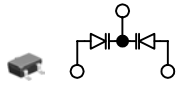
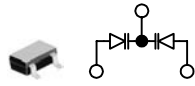


**8V series variable capacitance diode for FM tuning**  
**8V系FMチューナ用電圧可変容量ダイオード**



**KV1745R**  
(SOT23C-3)



**KV1745S**  
(SOT23-3)

**FEATURES**

- Included Twin Element
- Very Small Tolerance of Element Being Next Device To Each Other
- Excellent Linearity of The CV Curve
- Extra Large Capacitance Ratio: A=1.95 to
- Very Small Series Resistance:  $R_S$ =to 0.30 $\Omega$
- ツインタイプ素子1組搭載
- 小さい隣接デバイス間容量偏差
- CV特性の優れた直線性
- 極めて大きな容量変化比: A=1.95~
- 小さい直列抵抗:  $R_S$ =~0.30 $\Omega$

**CLASSIFICATION**

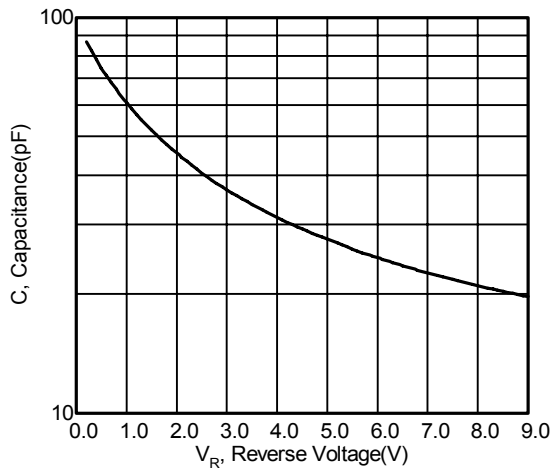
Type	$V_{R,MAX}$ (V)	Capacitance(pF)			$V_R$ (V)	Capacitance ratio			$V_R$ (V)	$R_{S,MAX}$	C tolerance $\Delta C_{MAX}$	$I_F$ (mA)	$P_D$ (mW)	$T_{STG}$ ( $^{\circ}C$ )	$T_{op}$ ( $^{\circ}C$ )
		Min.	Typ.	Max.		Min.	Typ.	Max.							
<b>KV1745R</b>	14	43.53 18.38		46.68 23.85	2 8	1.95		2.35	2/8	0.3 @2V 100MHz		50	100	-55 to 150	-55 to 85
<b>KV1745S</b>	14	43.53 18.38		46.68 23.85	2 8	1.95		2.35	2/8	0.3 @2V 100MHz		50	100	-55 to 150	-55 to 85

- \* Capacitance measured in parallel connections.  
容量値は、Back to Back Typeの2つのダイオードの平均値です。
- \* Diode Capacitance measured with Agilent 4279A or equivalent instruments (at OSC level 20 $\pm$ 5mVrms)  
容量測定器は、Agilent 4279A又は相当品。OSCレベル 20 $\pm$ 5mVrms。
- \* Resistance meter is Agilent 4291B or equivalent instruments.  
直列抵抗測定器は、Agilent 4291B又は相当品。
- \* The tolerance of element that is next to each other in same reel is within 3% at  $C_2$ ,  $C_5$  and  $C_8$ .  
同一リール内で隣接する素子の $C_2$ 、 $C_5$ 、 $C_8$ の容量偏差は3.0%以内。

**TYPICAL CHARACTERISTICS**

■ Capacitance versus Reverse Voltage  
逆方向電圧対容量

f=1MHz,  $T_A=25^{\circ}C$



■ Series Resistance versus Frequency  
周波数対直列抵抗

$V_R=1.5V$ ,  $T_A=25^{\circ}C$

