

Description

- RF amplifier

Features

- High current transition frequency
 $f_T=550\text{MHz(Typ.)}$, [$V_{CE}=6\text{V}$, $I_E=-1\text{mA}$]
- Low output capacitance :
 $C_{ob}=1.4\text{pF(Typ.)}$ [$V_{CB}=6\text{V}$, $I_E=0$]
- Low base time constant and high gain
- Excellent noise response

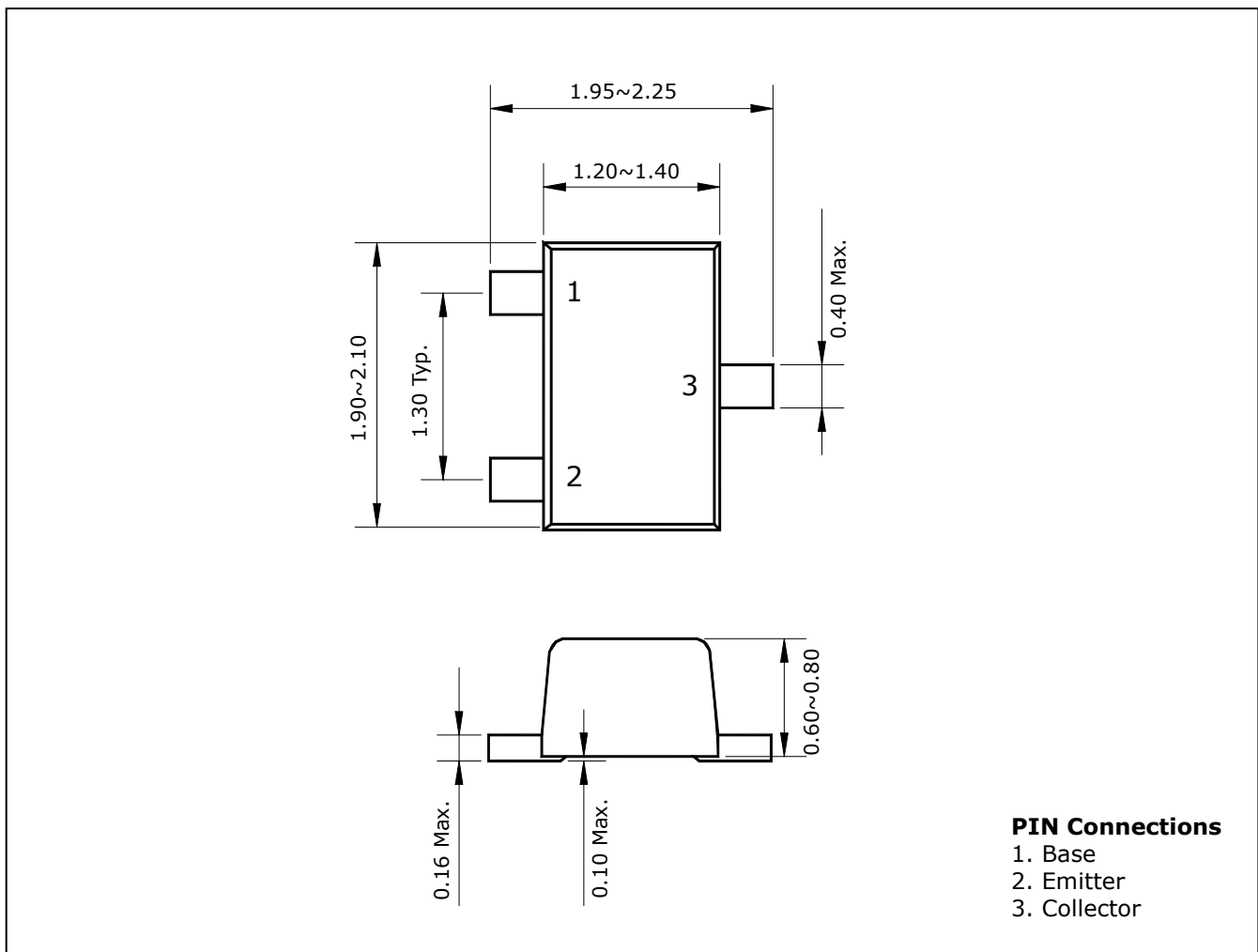
Ordering Information

Type NO.	Marking	Package Code
2SC5345UF	E□	SOT-323F

□ : h_{FE} rank

Outline Dimensions

unit : mm



Absolute maximum ratings

Ta=25°C

Characteristic	Symbol	Ratings	Unit
Collector-Base voltage	V_{CBO}	30	V
Collector-Emitter voltage	V_{CEO}	20	V
Emitter-Base voltage	V_{EBO}	4	V
Collector current	I_C	20	mA
Collector dissipation	P_C	150	mW
Junction temperature	T_j	150	°C
Storage temperature range	T_{stg}	-55~150	°C

Electrical Characteristics

Ta=25°C

Characteristic	Symbol	Test Condition	Min.	Typ.	Max.	Unit
Collector-Base breakdown voltage	BV_{CBO}	$I_C=10\mu A, I_E=0$	30	-	-	V
Collector-Emitter breakdown voltage	BV_{CEO}	$I_C=5mA, I_B=0$	20	-	-	V
Emitter-Base breakdown voltage	BV_{EBO}	$I_E=10\mu A, I_C=0$	4	-	-	V
Collector cut-off current	I_{CBO}	$V_{CB}=30V, I_E=0$	-	-	0.5	μA
Emitter cut-off current	I_{EBO}	$V_{EB}=4V, I_C=0$	-	-	0.5	μA
DC current gain	h_{FE}^*	$V_{CE}=6V, I_C=1mA$	40	-	240	-
Collector-Emitter saturation voltage	$V_{CE(sat)}$	$I_C=10mA, I_B=1mA$	-	-	0.3	V
Transition frequency	f_T	$V_{CE}=6V, I_E=-1mA$	-	550	-	MHz
Collector output capacitance	C_{ob}	$V_{CB}=6V, I_E=0, f=1MHz$	-	1.4	-	pF

* : h_{FE} rank / R : 40~80, O : 70~140, Y : 120~240

Electrical Characteristic Curves

Fig. 1 P_C - T_a

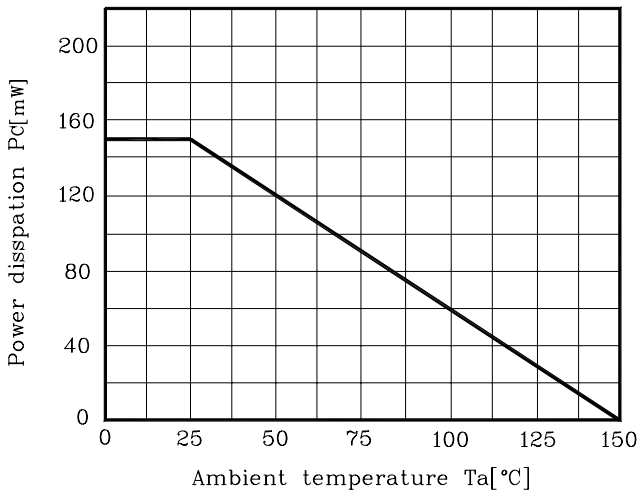


Fig. 2 I_C - V_{CE}

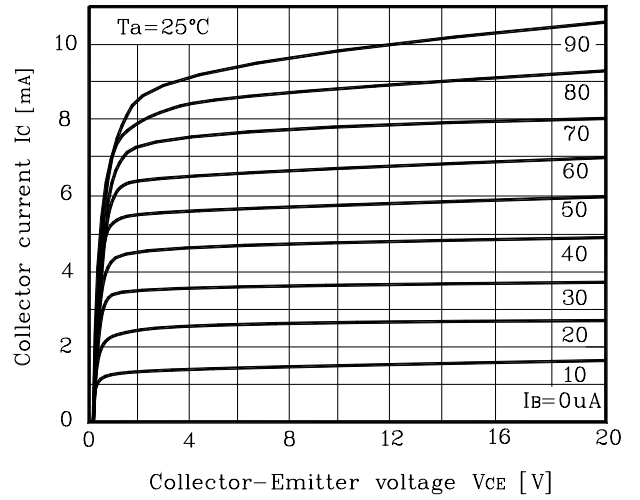


Fig. 3 h_{FE} - I_C

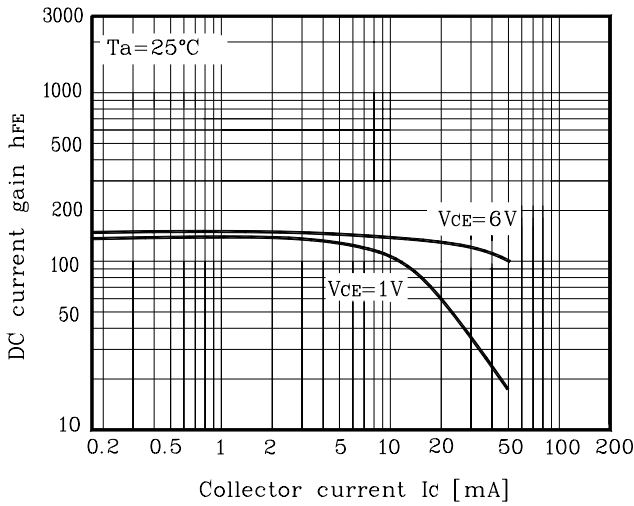


Fig. 4 f_T - I_E

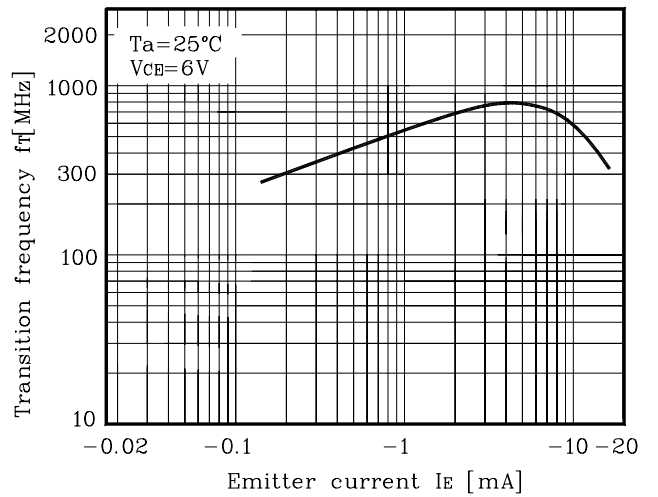


Fig. 5 C_{ob} - V_{CB} , C_{ib} - V_{EB}

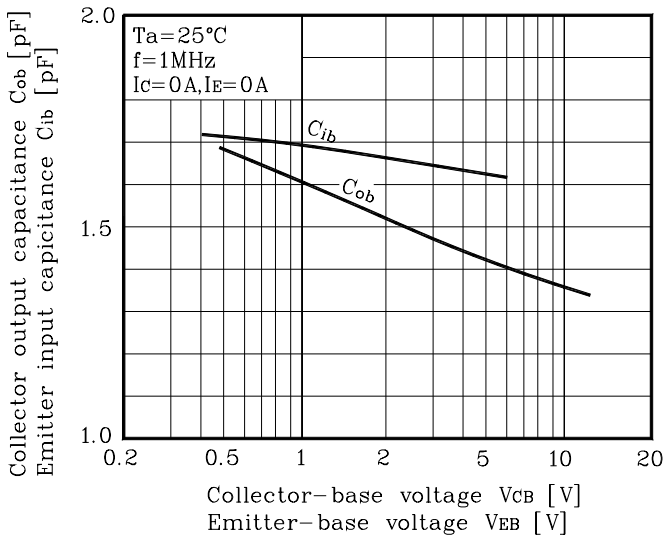
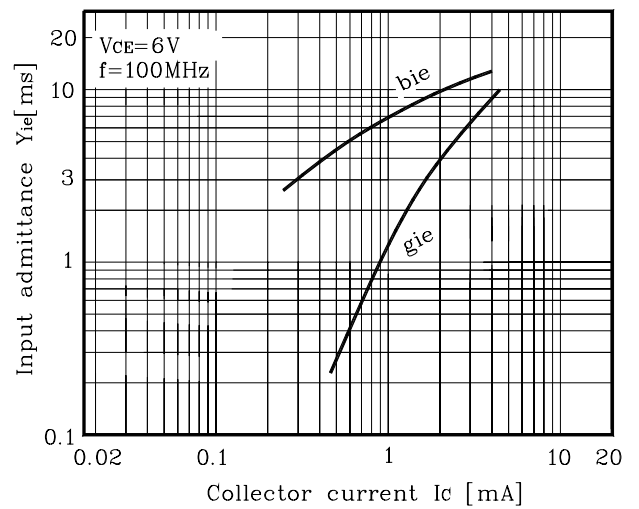


Fig. 6 Y_{ie} - I_C



Electrical Characteristic Curves

Fig. 7 I_C - Y_{oe}

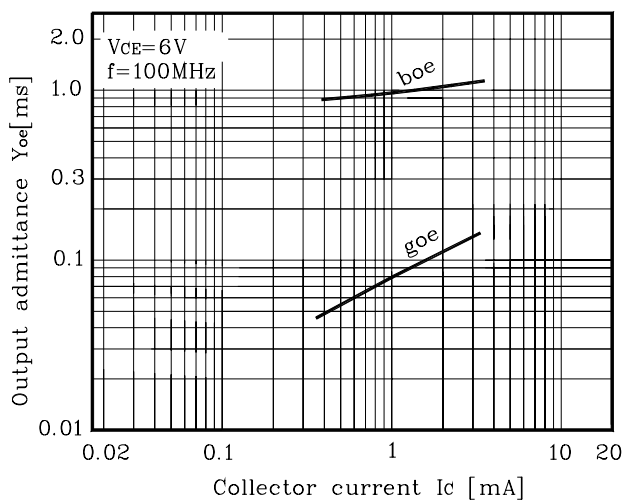


Fig. 8 I_C - Y_{fe}

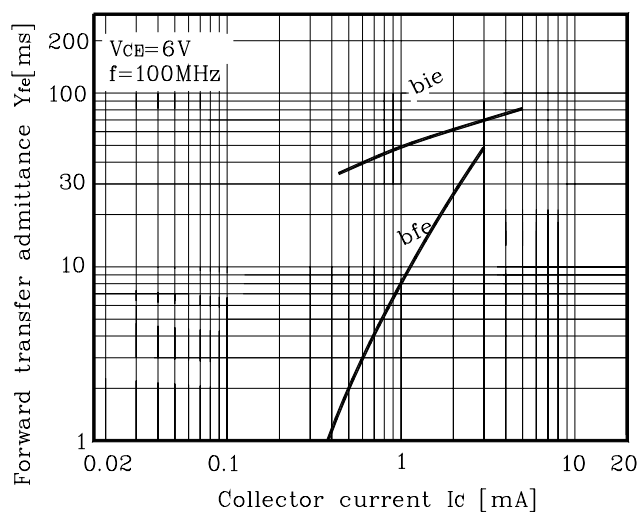
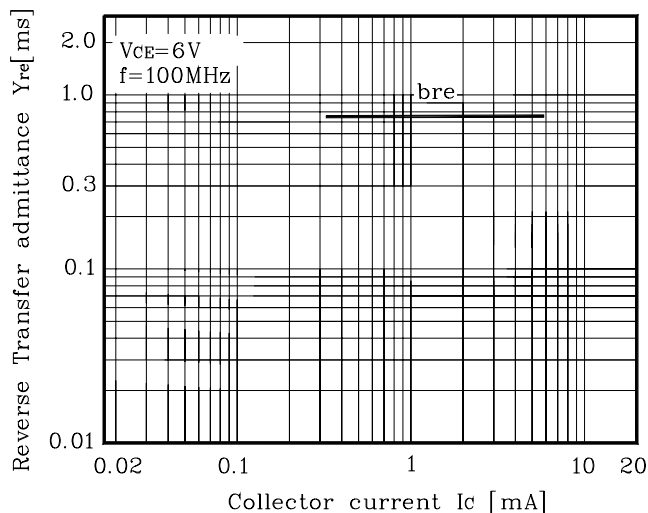


Fig. 9 I_C - Y_{re}



The AUK Corp. products are intended for the use as components in general electronic equipment (Office and communication equipment, measuring equipment, home appliance, etc.).

Please make sure that you consult with us before you use these AUK Corp. products in equipments which require high quality and / or reliability, and in equipments which could have major impact to the welfare of human life(atomic energy control, airplane, spaceship, transportation, combustion control, all types of safety device, etc.). AUK Corp. cannot accept liability to any damage which may occur in case these AUK Corp. products were used in the mentioned equipments without prior consultation with AUK Corp..

Specifications mentioned in this publication are subject to change without notice.