

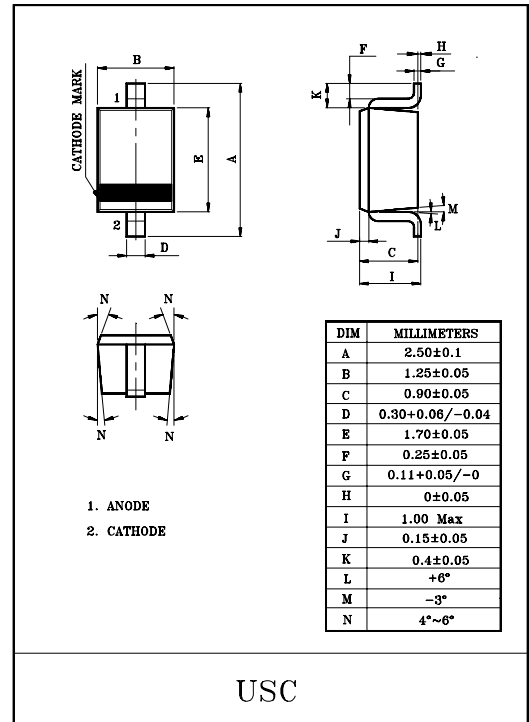
CONSTANT VOLTAGE REGULATION APPLICATION.
REFERENCE VOLTAGE APPLICATION.

FEATURES

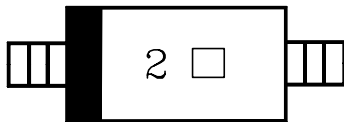
- Small Package : USC
- Nominal Voltage Tolerance About $\pm 6\%$.

MAXIMUM RATINGS (Ta=25°C)

CHARACTERISTIC	SYMBOL	RATING	UNIT
Power Dissipation	P _D	150	mW
Junction Temperature	T _j	150	°C
Storage Temperature Range	T _{stg}	-55~150	°C



Example 1) 2.0V ~ 2.7V




- KDZ2.0V → 2A
- KDZ2.2V → 2B
- KDZ2.4V → 2C
- KDZ2.7V → 2D

Example 2) 3.0V ~ 9.1V



Example : KDZ3.0V

Example 3) 10V ~ 24V



Example : KDZ10V

KDZ2.0V ~ 24V

ELECTRICAL CHARACTERISTICS (Ta=25°C)

TYPE No.	Zener Voltage Vz (V)			Dynamic Impedance Zz (Ω)		KNEE Dynamic Impedance Zzk (Ω)		Reverse Current IR (μA)	
	Min.	Max.	Iz (mA)	MAX.	Iz (mA)	MAX.	Iz (mA)	MAX.	VR(V)
KDZ2.0V	1.85	2.15	5	100	5	1000	0.5	120	1.0
KDZ2.2V	2.05	2.38	5	100	5	1000	0.5	120	1.0
KDZ2.4V	2.28	2.60	5	100	5	1000	0.5	120	1.0
KDZ2.7V	2.50	2.90	5	110	5	1000	0.5	120	1.0
KDZ3.0V	2.80	3.20	5	120	5	1000	0.5	50	1.0
KDZ3.3V	3.10	3.50	5	130	5	1000	0.5	20	1.0
KDZ3.6V	3.40	3.80	5	130	5	1000	0.5	10	1.0
KDZ3.9V	3.70	4.10	5	130	5	1000	0.5	10	1.0
KDZ4.3V	4.00	4.50	5	130	5	1000	0.5	5	1.0
KDZ4.7V	4.40	4.90	5	120	5	1000	0.5	5	1.0
KDZ5.1V	4.80	5.40	5	70	5	1000	0.5	1	1.5
KDZ5.6V	5.30	6.00	5	40	5	900	0.5	1	2.5
KDZ6.2V	5.80	6.60	5	30	5	500	0.5	1	3.0
KDZ6.8V	6.40	7.20	5	25	5	150	0.5	0.5	5.0
KDZ7.5V	7.00	7.90	5	23	5	120	0.5	0.5	6.0
KDZ8.2V	7.70	8.70	5	20	5	120	0.5	0.5	6.5
KDZ9.1V	8.50	9.60	5	18	5	120	0.5	0.5	7.0
KDZ10V	9.40	10.60	5	15	5	120	0.5	0.5	8.0
KDZ11V	10.40	11.60	5	15	5	120	0.5	0.5	8.5
KDZ12V	11.40	12.60	5	15	5	110	0.5	0.5	9.0
KDZ13V	12.40	14.10	5	15	5	110	0.5	0.5	10
KDZ15V	13.80	15.60	5	15	5	110	0.5	0.5	11
KDZ16V	15.30	17.10	5	18	5	150	0.5	0.5	12
KDZ18V	16.80	19.10	5	20	5	150	0.5	0.5	14
KDZ20V	18.80	21.20	5	25	5	200	0.5	0.5	15
KDZ22V	20.80	23.30	5	30	5	200	0.5	0.5	17
KDZ24V	22.80	25.60	5	40	5	200	0.5	0.5	19