

1 μ A LOW DROPOUT POSITIVE VOLTAGE REGULATOR

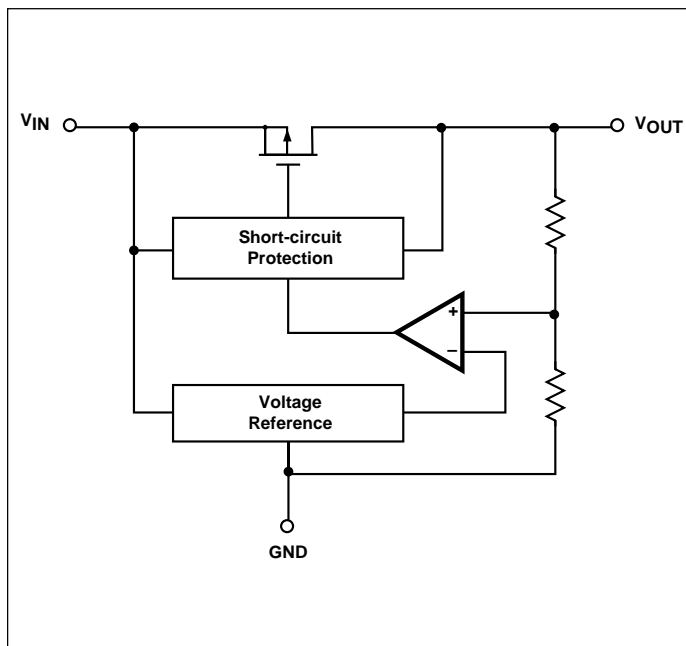
FEATURES

- Very Low Dropout Voltage 120mV typ at 100mA
380mV typ at 200mA
- High Output Current 250mA ($V_{OUT} = 5.0V$)
- High Accuracy Output Voltage $\pm 2\%$
($\pm 1\%$ Semicustom Version)
- Wide Output Voltage Range 1.1V-6.0V
- Low Power Consumption 1.1 μ A (Typ.)
- Low Temperature Drift $\pm 100ppm/^{\circ}C$ (Typ.)
- Excellent Line Regulation 0.2%/V (Typ.)
- Package Options 3-Pin SOT-23A
3-Pin SOT-89
- Short Circuit Protection
- Custom Voltages Available from 1.1V to 6.0V in
0.1V Steps for a 2%, and 2.0V to 6.0V for a 1%
Tolerance

APPLICATIONS

- Battery-Powered Devices
- Cameras and Portable Video Equipment
- Pagers and Cellular Phones
- Solar-Powered Instruments
- Consumer Products

FUNCTIONAL BLOCK DIAGRAM



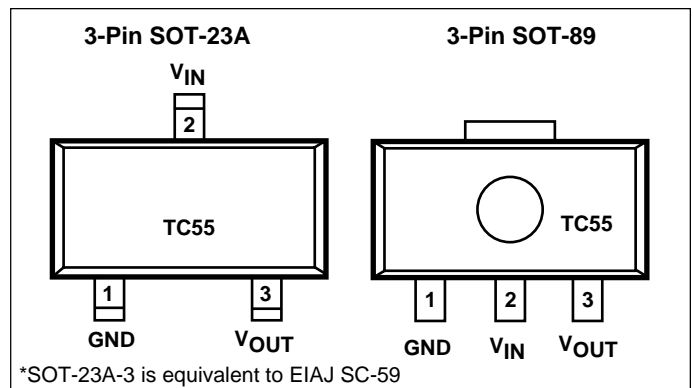
GENERAL DESCRIPTION

The TC55 Series is a collection of CMOS low dropout positive voltage regulators which can source up to 250mA of current with an extremely low input-output voltage differential of 380mV at 200mA.

The low dropout voltage combined with the low current consumption of only 1.1 μ A makes this part ideal for battery operation. The low voltage differential (dropout voltage) extends battery operating lifetime. It also permits high currents in small packages when operated with minimum $V_{IN} - V_{OUT}$ differentials.

The circuit also incorporates short-circuit protection to ensure maximum reliability.

PIN CONFIGURATIONS



ORDERING INFORMATION

PART CODE TC55 RP XX X X X XX XXX

Output Voltage: _____
 Ex: 20 = 2.0V; 60 = 6.0V 1.0% Tol.
 Ex: 11 = 1.1V; 60 = 6.0V 2.0% Tol.

Extra Feature Code: Fixed: 0 _____

Tolerance: _____
 1 = 1.0% (Custom)
 2 = 2.0% (Standard)

Temperature: E: - 40 $^{\circ}C$ to +85 $^{\circ}C$ _____

Package Type and Pin Count: _____
 CB: 3-Pin SOT-23A (equivalent to EIAJ SC-59)
 MB: 3-Pin SOT-89

Taping Direction: _____
 TR or 713: Standard Taping
 RT or 723: Reverse Taping

1μA LOW DROPOUT POSITIVE VOLTAGE REGULATOR

TC55 Series

ABSOLUTE MAXIMUM RATINGS*

Item	Code	Ratings	Units
Input Voltage	V _{IN}	+12	V
Output Current	I _{OUT}	Pd/(V _{IN} - V _{OUT})	mA
Output Voltage	V _{OUT}	(V _{SS} - 0.3) to (V _{IN} + 0.3)	V
Power Dissipation: (T _A ≤ 70°C)	3-Pin SOT-23A 3-Pin SOT-89 Pd	240 400	mW
Operating Temperature Range	T _A	- 40 to +85	°C
Storage Temperature Range	T _{stg}	- 65 to +150	°C

TC55RP50 ELECTRICAL CHARACTERISTICS: V_{OUT(S)} = 5.0V, T_A = 25°C unless otherwise specified (see REMARKS).

Symbol	Parameter	Test Conditions	Min	Typ	Max	Unit
V _{OUT(A)}	Output Voltage	I _{OUT} = 40mA V _{IN} = 6.0V	— 4.90	— 5.0	— 5.10	V
I _{OUTmax}	Maximum Output Current	V _{IN} = 6.0V, V _{OUT(A)} ≥ 4.5V	250	—	—	mA
ΔV _{OUT}	Load Regulation	V _{IN} = 6.0 V, 1mA ≤ I _{OUT} ≤ 100mA	—	40	80	mV
V _{dif}	I/O Voltage Difference	I _{OUT} = 100mA I _{OUT} = 200mA	— —	120 380	300 600	mV
I _{SS}	Current Consumption	V _{IN} = 6.0V	—	1.1	3.0	μA
$\frac{V_{OUT(A)} \cdot 100}{\Delta V_{IN} \cdot V_{OUT(S)}}$	Voltage Regulation	I _{OUT} = 40mA 6.0V ≤ V _{IN} ≤ 10.0V	—	0.2	0.3	%/V
V _{IN}	Input Voltage		—	—	10.0	V
$\frac{\Delta V_{OUT(A)} \cdot 10^6}{V_{OUT(S)} \cdot \Delta T_A}$	Temperature Coefficient of Output Voltage	I _{OUT} = 40mA - 40°C ≤ T _A ≤ 85°C	—	±100	—	ppm/°C
	Long Term Stability	T _A = 125°C, 1000 Hours	—	0.5	—	%

REMARKS:

V_{OUT(S)}: Preset value of Output voltage

V_{OUT(A)}: Actual value of Output voltage

V_{dif}: Definition of I/O voltage difference = (V_{IN1} - V_{OUT(A)})

V_{OUT(A)}: Output Voltage when I_{OUT} is fixed and V_{IN} = V_{OUT(S)} + 1.0V

V_{IN1}: Input Voltage when the output voltage is 98% V_{OUT(A)}

TC55RP40 ELECTRICAL CHARACTERISTICS: V_{OUT(S)} = 4.0V, T_A = 25°C unless otherwise specified (see REMARKS).

Symbol	Parameter	Test Conditions	Min	Typ	Max	Unit
V _{OUT(A)}	Output Voltage	I _{OUT} = 40mA V _{IN} = 5.0V	— 3.92	— 4.0	— 4.08	V
I _{OUTmax}	Maximum Output Current	V _{IN} = 5.0V, V _{OUT(A)} ≥ 3.6V	200	—	—	mA
ΔV _{OUT}	Load Regulation	V _{IN} = 5.0V, 1mA ≤ I _{OUT} ≤ 100mA	—	45	90	mV
V _{dif}	I/O Voltage Difference	I _{OUT} = 100mA I _{OUT} = 200mA	— —	170 400	330 630	mV
I _{SS}	Current Consumption	V _{IN} = 5.0V	—	1.0	2.9	μA
$\frac{\Delta V_{OUT(A)} \cdot 100}{\Delta V_{IN} \cdot V_{OUT(S)}}$	Voltage Regulation	I _{OUT} = 40mA 5.0V ≤ V _{IN} ≤ 10.0V	—	0.2	0.3	%/V
V _{IN}	Input Voltage		—	—	10.0	V
$\frac{\Delta V_{OUT(A)}}{V_{OUT(S)} \cdot \Delta T_A}$	Temperature Coefficient of Output Voltage	I _{OUT} = 40mA - 40°C ≤ T _A ≤ 85°C	—	±100	—	ppm/°C
	Long Term Stability	T _A = 125°C, 1000 Hours	—	0.5	—	%

1μA LOW DROPOUT POSITIVE VOLTAGE REGULATOR

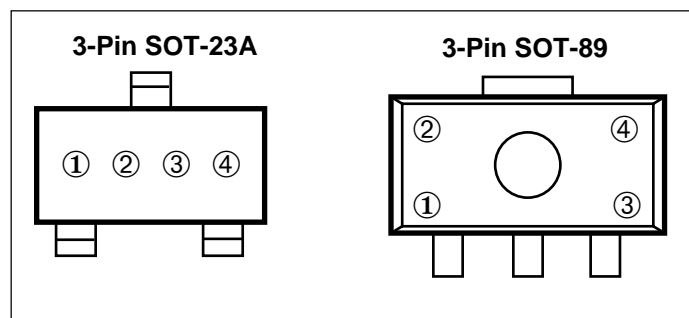
TC55 Series

TC55RP30 ELECTRICAL CHARACTERISTICS: $V_{OUT(S)} = 3.0V$, $T_A = 25^\circ C$ unless otherwise specified (see REMARKS).

Symbol	Parameter	Test Conditions	Min	Typ	Max	Unit
$V_{OUT(A)}$	Output Voltage	$I_{OUT} = 40mA$ $V_{IN} = 4.0V$	— 2.94	— 3.0	— 3.06	V
I_{OUTmax}	Maximum Output Current	$V_{IN} = 4.0V$, $V_{OUT(A)} \geq 2.7V$	150	—	—	mA
ΔV_{OUT}	Load Regulation	$V_{IN} = 4.0V$, $1mA \leq I_{OUT} \leq 80mA$	—	45	90	mV
V_{dif}	I/O Voltage Difference	$I_{OUT} = 80mA$ $I_{OUT} = 160mA$	— —	180 400	360 700	mV
I_{SS}	Current Consumption	$V_{IN} = 4.0V$	—	0.9	2.8	μA
$\frac{V_{OUT(A)} \cdot 100}{\Delta V_{IN} \cdot V_{OUT(S)}}$	Voltage Regulation	$I_{OUT} = 40mA$ $4.0V \leq V_{IN} \leq 10.0V$	—	0.2	0.3	%/V
V_{IN}	Input Voltage		—	—	10.0	V
$\frac{\Delta V_{OUT(A)} \cdot 10^6}{\Delta T_A \cdot V_{OUT(S)}}$	Temperature Coefficient of Output Voltage	$I_{OUT} = 40mA$ $-40^\circ C \leq T_A \leq 85^\circ C$	—	±100	—	ppm/°C
	Long Term Stability	$T_A = 125^\circ C$, 1000 Hours	—	0.5	—	%

*Static-sensitive device. Unused devices must be stored in conductive material. Protect devices from static discharge and static fields. Stresses above those listed under Absolute Maximum Ratings may cause permanent damage to the device. These are stress ratings only and functional operation of the device at these or any other conditions above those indicated in the operational sections of the specifications is not implied. Exposure to Absolute Maximum Rating Conditions for extended periods may affect device reliability.

MARKING



① represents first voltage digit

2 3 4 5 6
ex: 3.xv = ③○○○○

② represents first decimal place voltage (x.0 - x.9)

A = x.0 E = x.4 L = x.8
B = x.1 F = x.5 M = x.9
C = x.2 H = x.6
D = x.3 K = x.7
ex: 3.4V = ③E○○○

③ represents Polarity
0 = Positive (fixed)

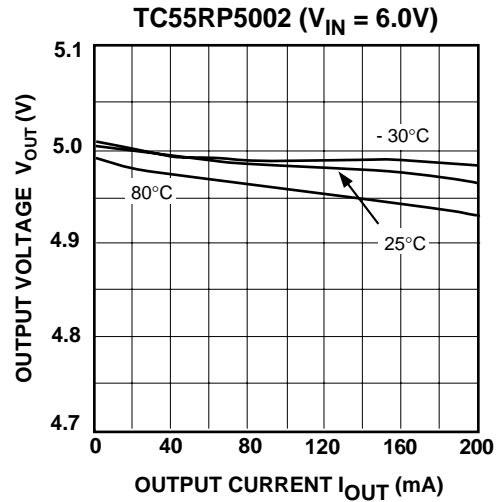
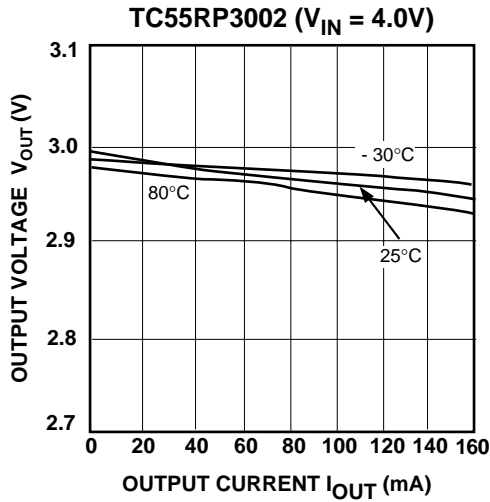
④ represents assembly lot number

1 μ A LOW DROPOUT POSITIVE VOLTAGE REGULATOR

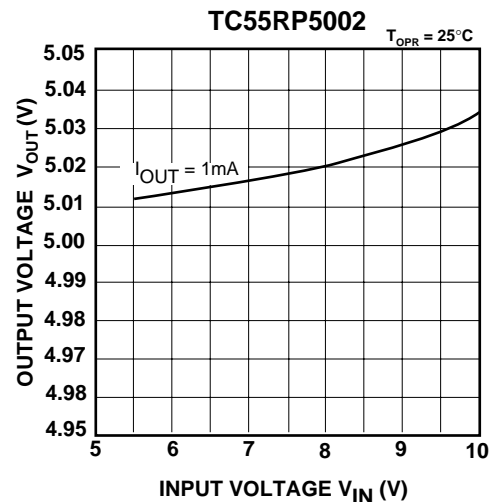
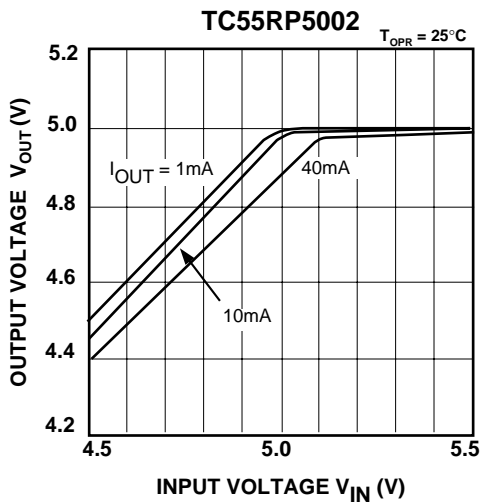
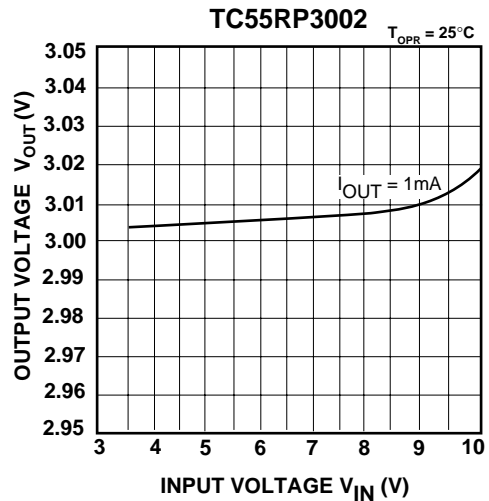
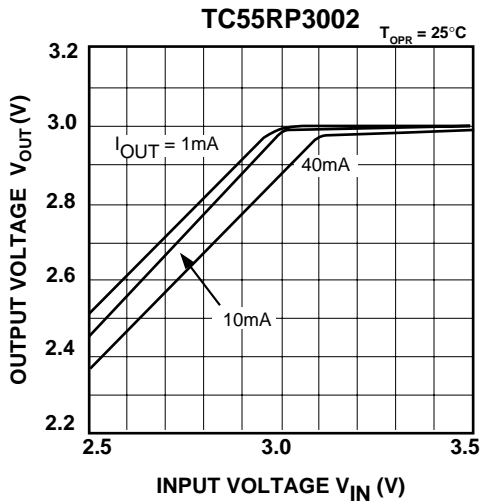
TC55 Series

TYPICAL CHARACTERISTICS

1. OUTPUT VOLTAGE vs. OUTPUT CURRENT



2. OUTPUT VOLTAGE vs. INPUT VOLTAGE

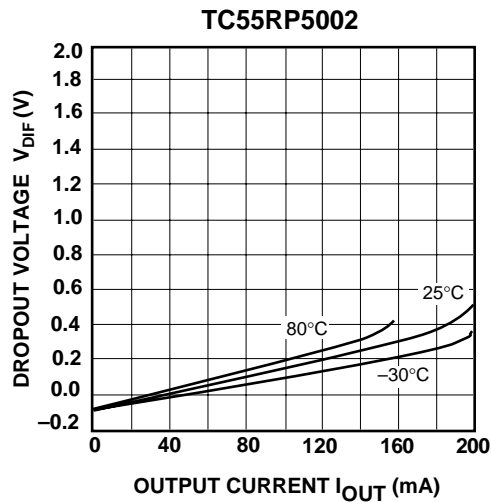
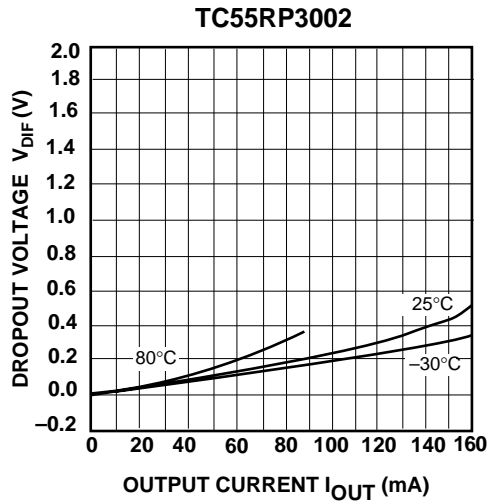


1 μ A LOW DROPOUT POSITIVE VOLTAGE REGULATOR

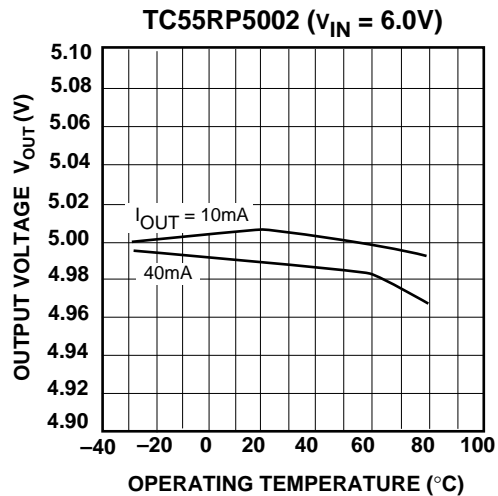
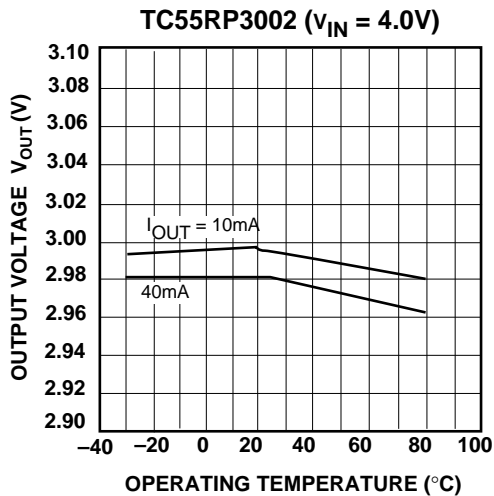
TC55 Series

TYPICAL CHARACTERISTICS

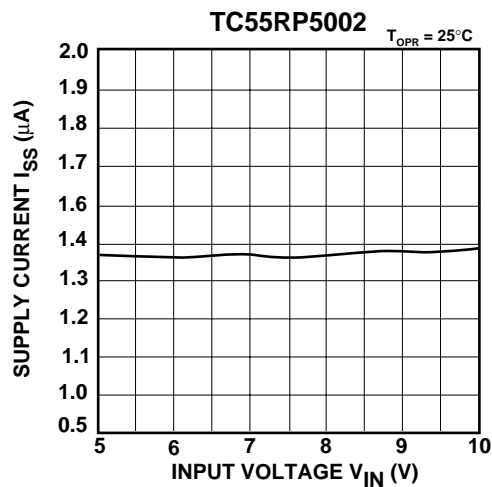
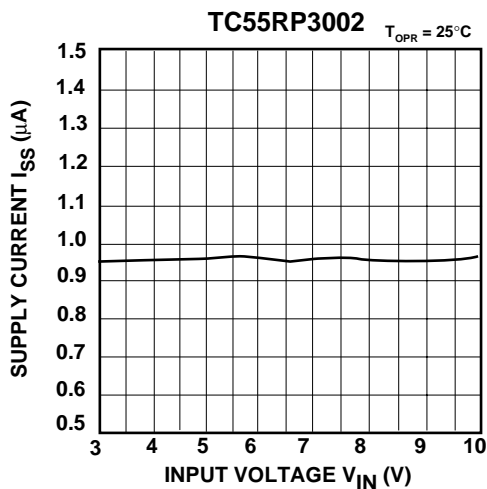
3. DROPOUT VOLTAGE vs. OUTPUT CURRENT



4. OUTPUT VOLTAGE vs. OPERATING TEMPERATURE



5. SUPPLY CURRENT vs. INPUT VOLTAGE

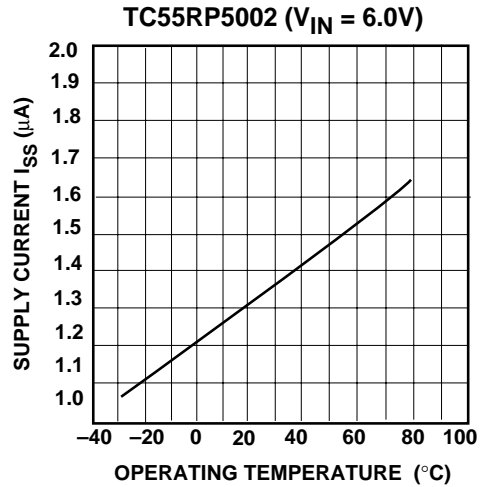
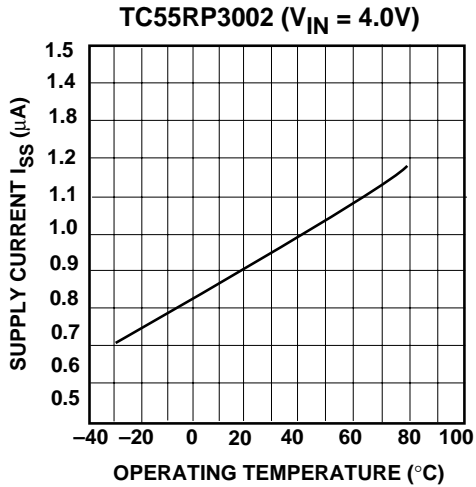


1 μ A LOW DROPOUT POSITIVE VOLTAGE REGULATOR

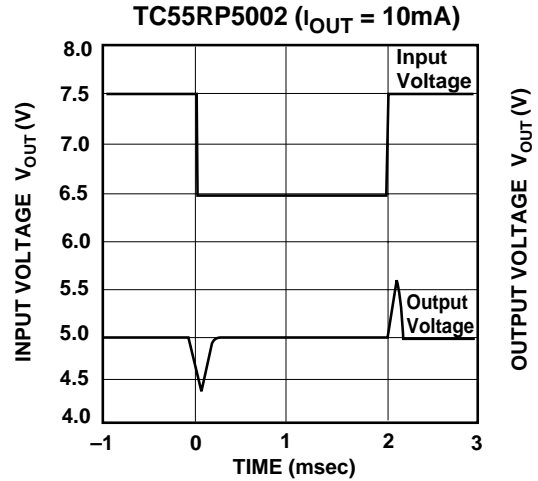
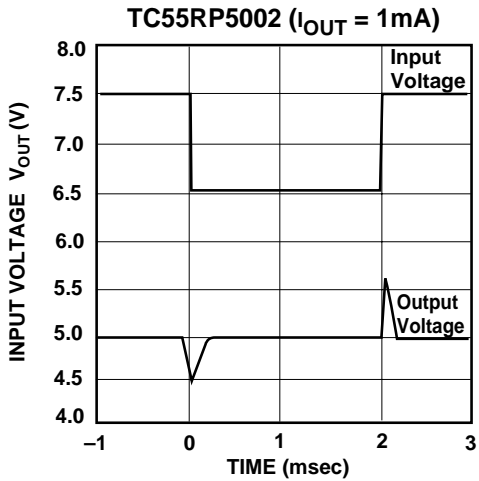
TC55 Series

TYPICAL CHARACTERISTICS

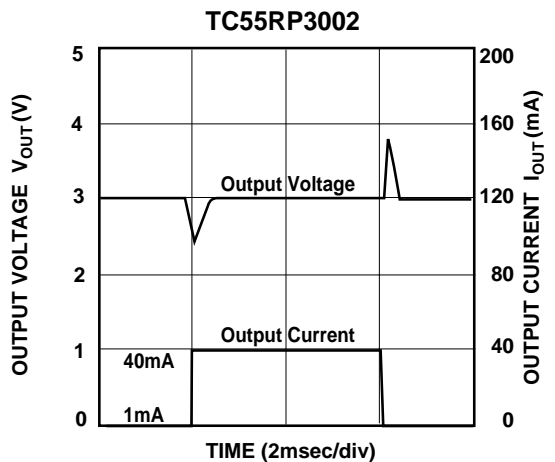
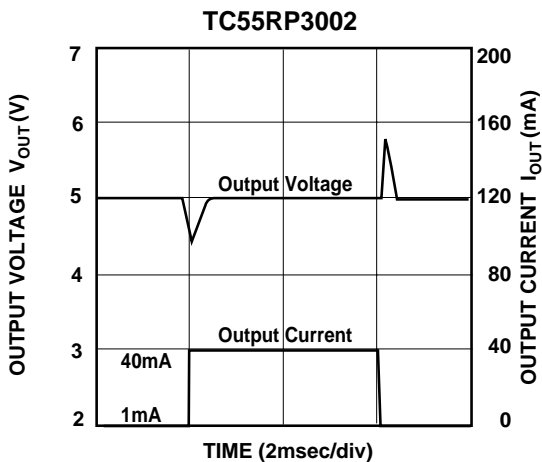
6. SUPPLY CURRENT vs. OPERATING TEMPERATURE



7. INPUT TRANSIENT RESPONSE



8. LOAD TRANSIENT RESPONSE

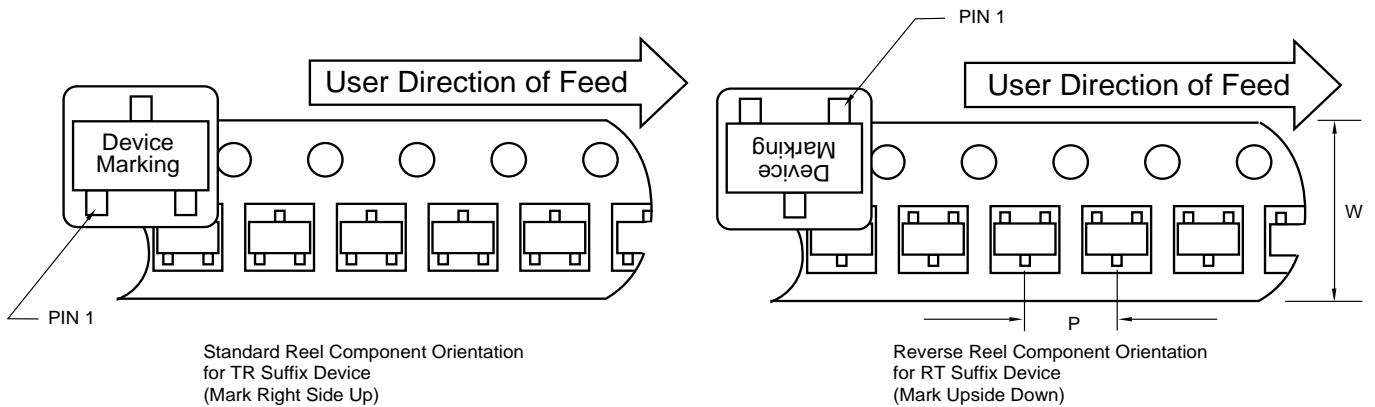


1 μ A LOW DROPOUT POSITIVE VOLTAGE REGULATOR

TC55 Series

TAPING FORMS

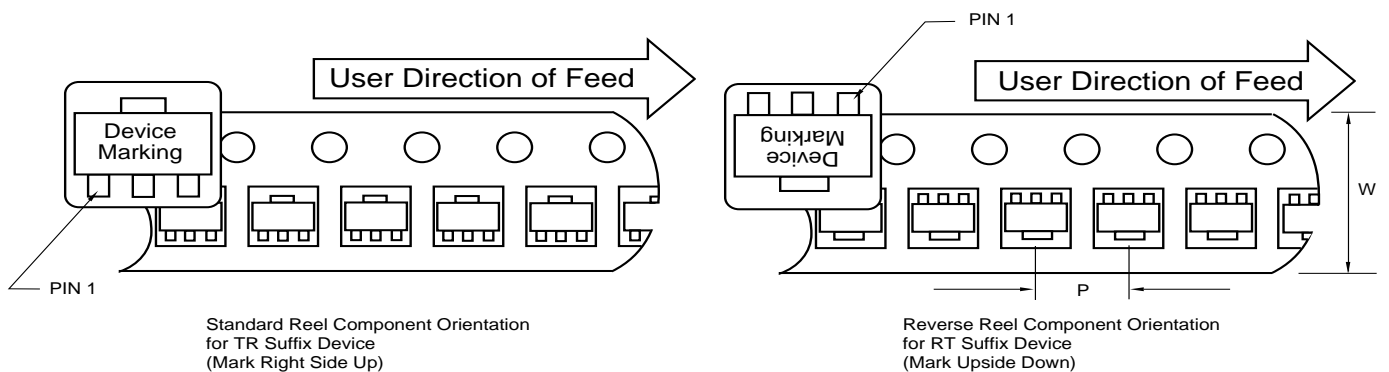
Component Taping Orientation for 3-Pin SOT-23A (EIAJ SC-59) Devices



Carrier Tape, Number of Components Per Reel and Reel Size

Package	Carrier Width (W)	Pitch (P)	Part Per Full Reel	Reel Size
3-Pin SOT-23A	8 mm	4 mm	3000	7 in

Component Taping Orientation for 3-Pin SOT-89 Devices



Carrier Tape, Reel Size, and Number of Components Per Reel

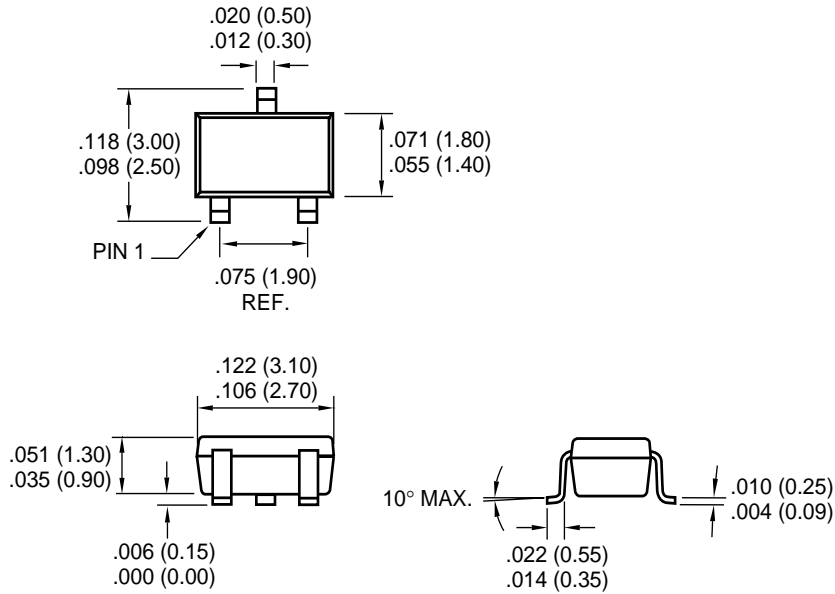
Package	Carrier Width (W)	Pitch (P)	Part Per Full Reel	Reel Size
3-Pin SOT-89	12 mm	8 mm	1000	7 in

1 μ A LOW DROPOUT POSITIVE VOLTAGE REGULATOR

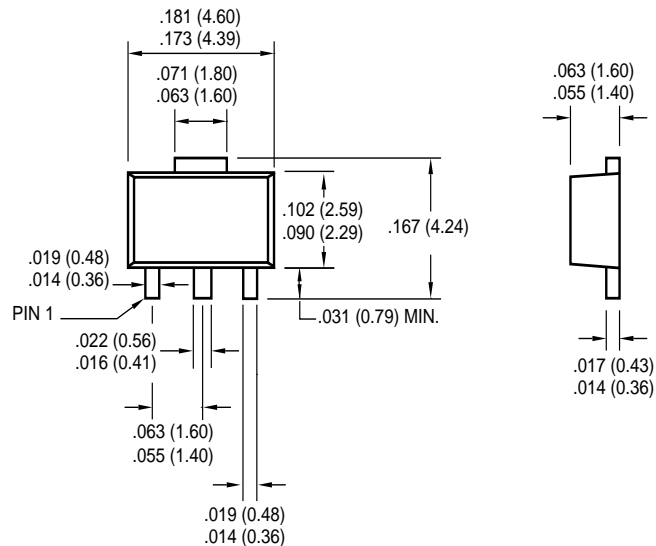
TC55 Series

PACKAGE DIMENSIONS

3-Pin SOT-23A (EIAJ SC-59)



3-Pin SOT-89



Dimensions: inches (mm)



WORLDWIDE SALES AND SERVICE

AMERICAS

Corporate Office

2355 West Chandler Blvd.
Chandler, AZ 85224-6199
Tel: 480-792-7200 Fax: 480-792-7277
Technical Support: 480-792-7627
Web Address: <http://www.microchip.com>

Rocky Mountain

2355 West Chandler Blvd.
Chandler, AZ 85224-6199
Tel: 480-792-7966 Fax: 480-792-7456

Atlanta

500 Sugar Mill Road, Suite 200B
Atlanta, GA 30350
Tel: 770-640-0034 Fax: 770-640-0307

Austin

Analog Product Sales
8303 MoPac Expressway North
Suite A-201
Austin, TX 78759
Tel: 512-345-2030 Fax: 512-345-6085

Boston

2 Lan Drive, Suite 120
Westford, MA 01886
Tel: 978-692-3848 Fax: 978-692-3821

Boston

Analog Product Sales
Unit A-8-1 Millbrook Tarry Condominium
97 Lowell Road
Concord, MA 01742
Tel: 978-371-6400 Fax: 978-371-0050

Chicago

333 Pierce Road, Suite 180
Itasca, IL 60143
Tel: 630-285-0071 Fax: 630-285-0075

Dallas

4570 Westgrove Drive, Suite 160
Addison, TX 75001
Tel: 972-818-7423 Fax: 972-818-2924

Dayton

Two Prestige Place, Suite 130
Miamisburg, OH 45342
Tel: 937-291-1654 Fax: 937-291-9175

Detroit

Tri-Atria Office Building
32255 Northwestern Highway, Suite 190
Farmington Hills, MI 48334
Tel: 248-538-2250 Fax: 248-538-2260

Los Angeles

18201 Von Karman, Suite 1090
Irvine, CA 92612
Tel: 949-263-1888 Fax: 949-263-1338

Mountain View

Analog Product Sales
1300 Terra Bella Avenue
Mountain View, CA 94043-1836
Tel: 650-968-9241 Fax: 650-967-1590

New York

150 Motor Parkway, Suite 202
Hauppauge, NY 11788
Tel: 631-273-5305 Fax: 631-273-5335

San Jose

Microchip Technology Inc.
2107 North First Street, Suite 590
San Jose, CA 95131
Tel: 408-436-7950 Fax: 408-436-7955

Toronto

6285 Northam Drive, Suite 108
Mississauga, Ontario L4V 1X5, Canada
Tel: 905-673-0699 Fax: 905-673-6509

ASIA/PACIFIC

China - Beijing

Microchip Technology Beijing Office
Unit 915
New China Hong Kong Manhattan Bldg.
No. 6 Chaoyangmen Beidajie
Beijing, 100027, No. China
Tel: 86-10-85282100 Fax: 86-10-85282104

China - Shanghai

Microchip Technology Shanghai Office
Room 701, Bldg. B
Far East International Plaza
No. 317 Xian Xia Road
Shanghai, 200051
Tel: 86-21-6275-5700 Fax: 86-21-6275-5060

Hong Kong

Microchip Asia Pacific
RM 2101, Tower 2, Metroplaza
223 Hing Fong Road
Kwai Fong, N.T., Hong Kong
Tel: 852-2401-1200 Fax: 852-2401-3431

India

Microchip Technology Inc.
India Liaison Office
Divyasree Chambers
1 Floor, Wing A (A3/A4)
No. 11, OIShaughnessey Road
Bangalore, 560 025, India
Tel: 91-80-2290061 Fax: 91-80-2290062

Japan

Microchip Technology Intl. Inc.
Benex S-1 6F
3-18-20, Shinyokohama
Kohoku-Ku, Yokohama-shi
Kanagawa, 222-0033, Japan
Tel: 81-45-471-6166 Fax: 81-45-471-6122

Korea

Microchip Technology Korea
168-1, Youngbo Bldg. 3 Floor
Samsung-Dong, Kangnam-Ku
Seoul, Korea
Tel: 82-2-554-7200 Fax: 82-2-558-5934

ASIA/PACIFIC (continued)

Singapore

Microchip Technology Singapore Pte Ltd.
200 Middle Road
#07-02 Prime Centre
Singapore, 188980
Tel: 65-334-8870 Fax: 65-334-8850

Taiwan

Microchip Technology Taiwan
11F-3, No. 207
Tung Hua North Road
Taipei, 105, Taiwan
Tel: 886-2-2717-7175 Fax: 886-2-2545-0139

EUROPE

Australia

Microchip Technology Australia Pty Ltd
Suite 22, 41 Rawson Street
Epping 2121, NSW
Australia
Tel: 61-2-9868-6733 Fax: 61-2-9868-6755

Denmark

Microchip Technology Denmark ApS
Regus Business Centre
Lautrup hof 1-3
Ballerup DK-2750 Denmark
Tel: 45 4420 9895 Fax: 45 4420 9910

France

Arizona Microchip Technology SARL
Parc d'Activite du Moulin de Massy
43 Rue du Saule Trapu
Batiment A - 1er Etage
91300 Massy, France
Tel: 33-1-69-53-63-20 Fax: 33-1-69-30-90-79

Germany

Arizona Microchip Technology GmbH
Gustav-Heinemann Ring 125
D-81739 Munich, Germany
Tel: 49-89-627-144 0 Fax: 49-89-627-144-44

Germany

Analog Product Sales
Lochamer Strasse 13
D-82152 Martinsried, Germany
Tel: 49-89-895650-0 Fax: 49-89-895650-22

Italy

Arizona Microchip Technology SRL
Centro Direzionale Colleoni
Palazzo Taurus 1 V. Le Colleoni 1
20041 Agrate Brianza
Milan, Italy
Tel: 39-039-65791-1 Fax: 39-039-6899883

United Kingdom

Arizona Microchip Technology Ltd.
505 Eskdale Road
Winkersham Triangle
Wokingham
Berkshire, England RG41 5TU
Tel: 44 118 921 5869 Fax: 44-118 921-5820

All rights reserved. © 2001 Microchip Technology Incorporated. Printed in the USA. 1/01  Printed on recycled paper.

01/09/01

Information contained in this publication regarding device applications and the like is intended through suggestion only and may be superseded by updates. It is your responsibility to ensure that your application meets with your specifications. No representation or warranty is given and no liability is assumed by Microchip Technology Incorporated with respect to the accuracy or use of such information, or infringement of patents or other intellectual property rights arising from such use or otherwise. Use of Microchip's products as critical components in life support systems is not authorized except with express written approval by Microchip. No licenses are conveyed, implicitly or otherwise, except as maybe explicitly expressed herein, under any intellectual property rights. The Microchip logo and name are registered trademarks of Microchip Technology Inc. in the U.S.A. and other countries. All rights reserved. All other trademarks mentioned herein are the property of their respective companies.