

TOSHIBA Transistor Silicon PNP Triple Diffused Type (PCT process)

# 2SA1384

HIGH Voltage Control Applications  
 Plasma Display, Nixie Tube Driver Applications  
 Cathode Ray Tube Brightness Control Applications

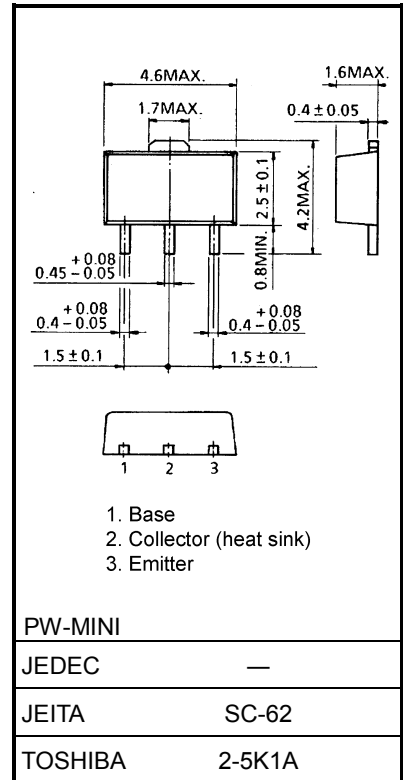
- High voltage:  $V_{CBO} = -300\text{ V}$ ,  $V_{CEO} = -300\text{ V}$
- Low saturation voltage:  $V_{CE(sat)} = -0.5\text{ V (max)}$
- Small collector output capacitance:  $C_{ob} = 6\text{ pF (typ.)}$
- Complementary to 2SC3515
- Small flat package
- $P_C = 1.0\text{ to }2.0\text{ W (mounted ceramic substrate)}$

### Maximum Ratings ( $T_a = 25^\circ\text{C}$ )

Characteristics	Symbol	Rating	Unit
Collector-base voltage	$V_{CBO}$	-300	V
Collector-emitter voltage	$V_{CEO}$	-300	V
Emitter-base voltage	$V_{EBO}$	-8	V
Collector current	$I_C$	-100	mA
Base current	$I_B$	-20	mA
Collector power dissipation	$P_C$	500	mW
	$P_C$ (Note 1)	1000	
Junction temperature	$T_j$	150	$^\circ\text{C}$
Storage temperature range	$T_{stg}$	-55 to 150	$^\circ\text{C}$

Note 1: 2SA1384 mounted on ceramic substrate ( $250\text{ mm}^2 \times 0.8\text{ t}$ )

Unit: mm



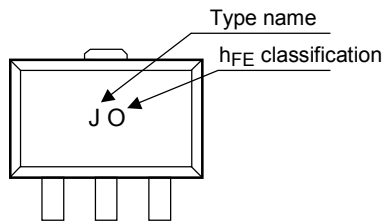
Weight: 0.05 g (typ.)

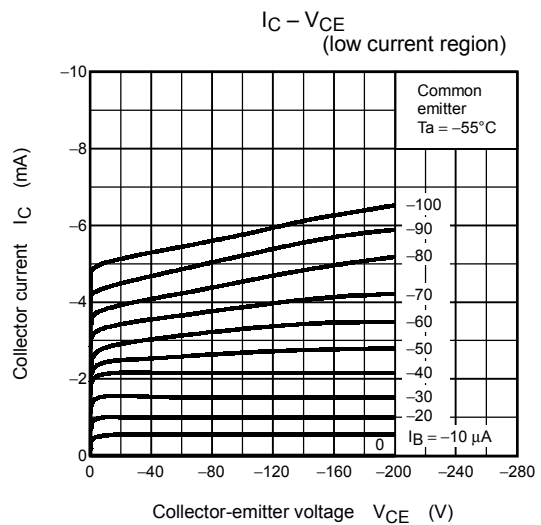
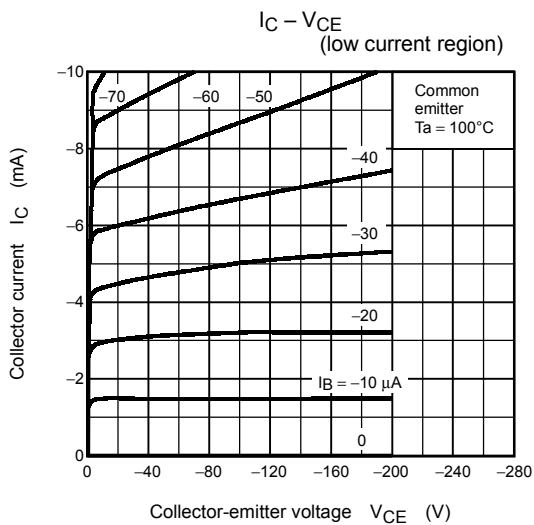
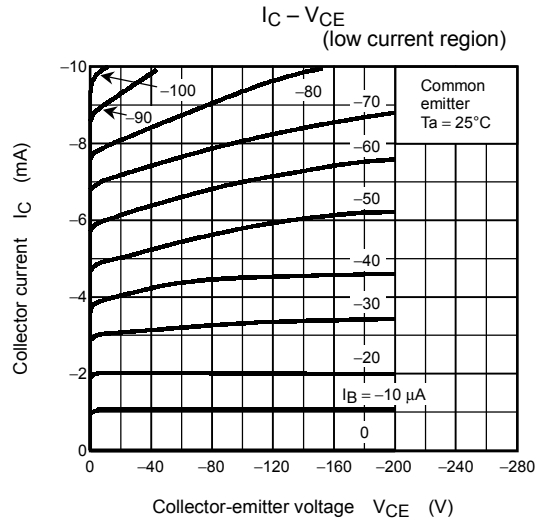
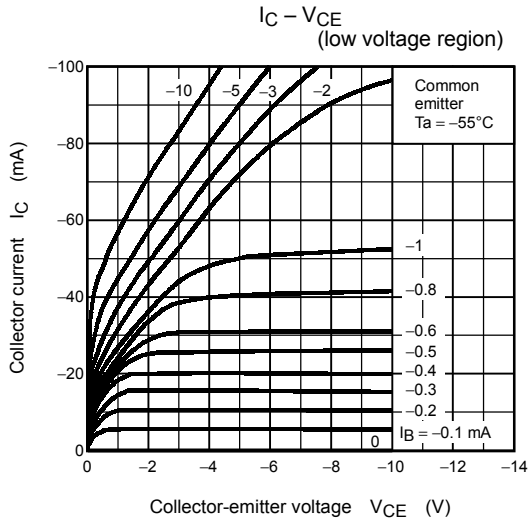
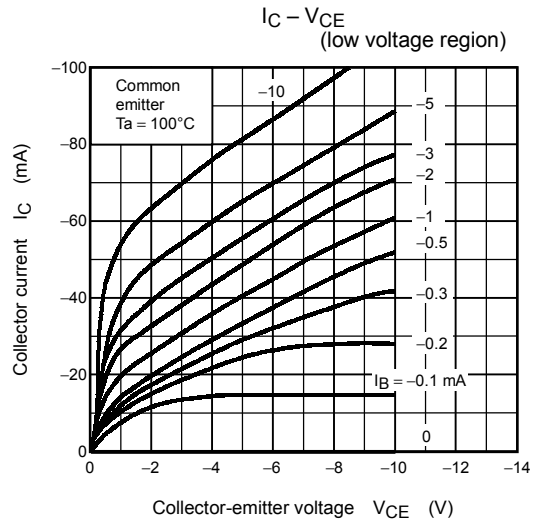
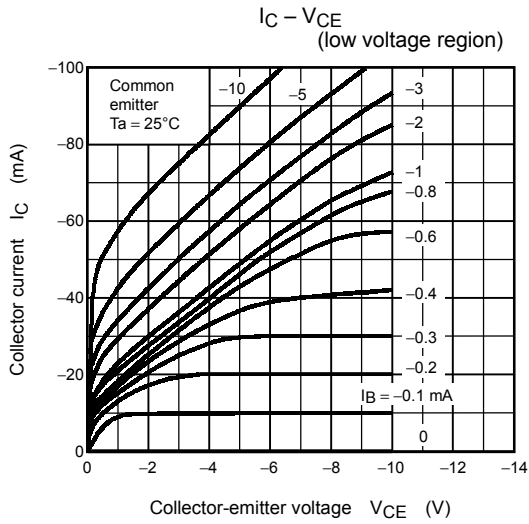
## Electrical Characteristics (Ta = 25°C)

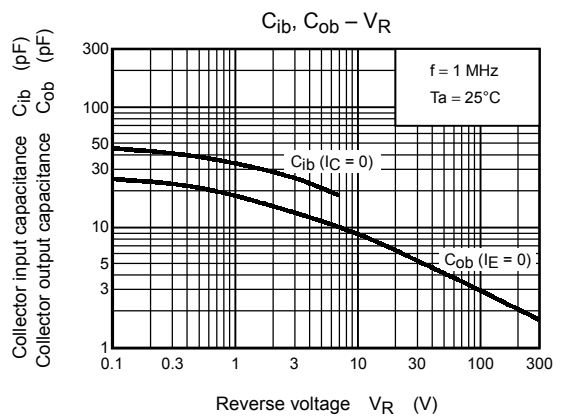
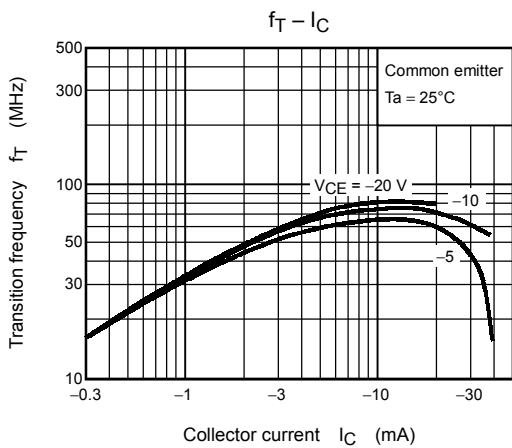
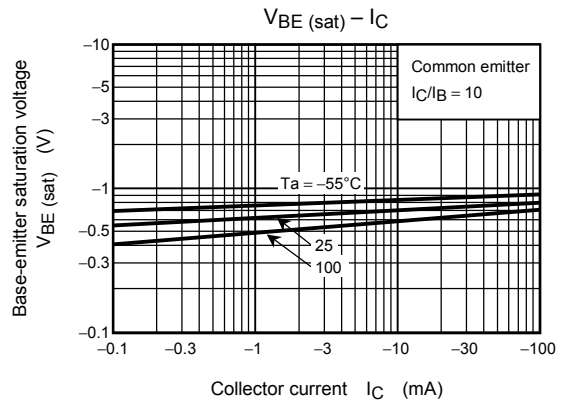
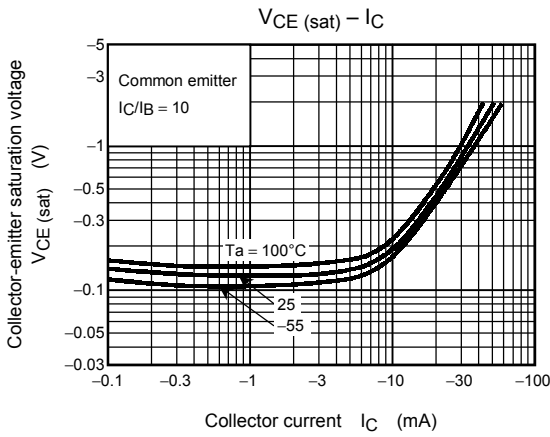
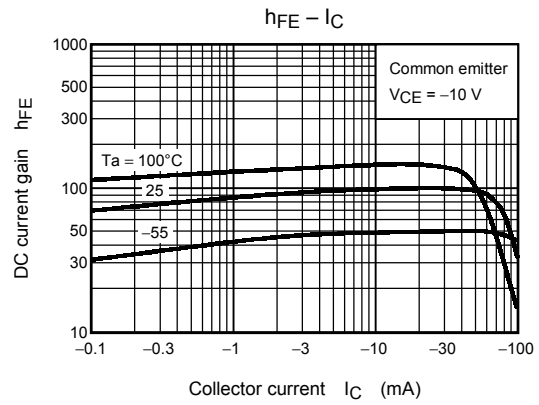
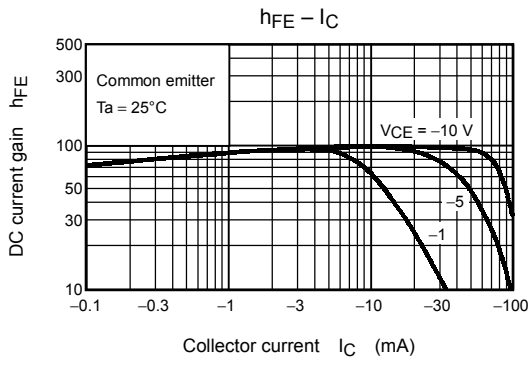
Characteristics	Symbol	Test Condition	Min	Typ.	Max	Unit
Collector cut-off current	$I_{CBO}$	$V_{CB} = -300\text{ V}, I_E = 0$	—	—	-0.1	$\mu\text{A}$
Emitter cut-off current	$I_{EBO}$	$V_{EB} = -8\text{ V}, I_C = 0$	—	—	-0.1	$\mu\text{A}$
Collector-base breakdown voltage	$V_{(BR)CBO}$	$I_C = -0.1\text{ mA}, I_E = 0$	-300	—	—	V
Collector-emitter breakdown voltage	$V_{(BR)CEO}$	$I_C = -1\text{ mA}, I_B = 0$	-300	—	—	V
DC current gain	$h_{FE(1)}$ (Note 2)	$V_{CE} = -10\text{ V}, I_C = -20\text{ mA}$	30	—	150	
	$h_{FE(2)}$	$V_{CE} = -10\text{ V}, I_C = -1\text{ mA}$	20	—	—	
Collector-emitter saturation voltage	$V_{CE(sat)}$	$I_C = -20\text{ mA}, I_B = -2\text{ mA}$	—	—	-0.5	V
Base-emitter saturation voltage	$V_{BE(sat)}$	$I_C = -20\text{ mA}, I_B = -2\text{ mA}$	—	—	-1.0	V
Transition frequency	$f_T$	$V_{CE} = -10\text{ V}, I_C = -20\text{ mA}$	50	70	—	MHz
Collector output capacitance	$C_{ob}$	$V_{CB} = -20\text{ V}, I_E = 0, f = 1\text{ MHz}$	—	6	8	pF

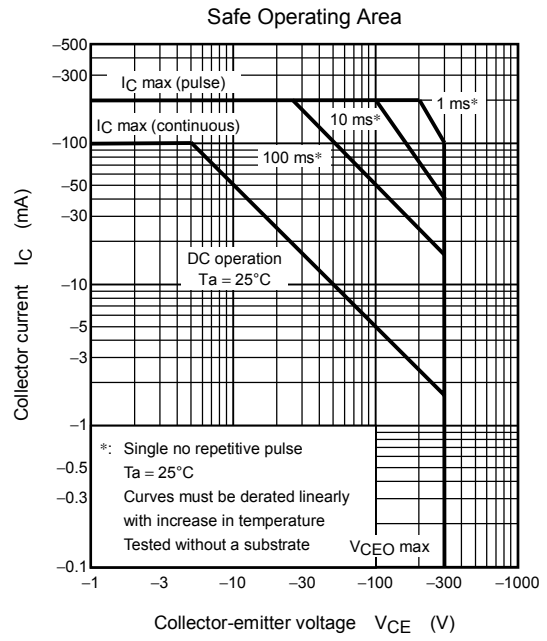
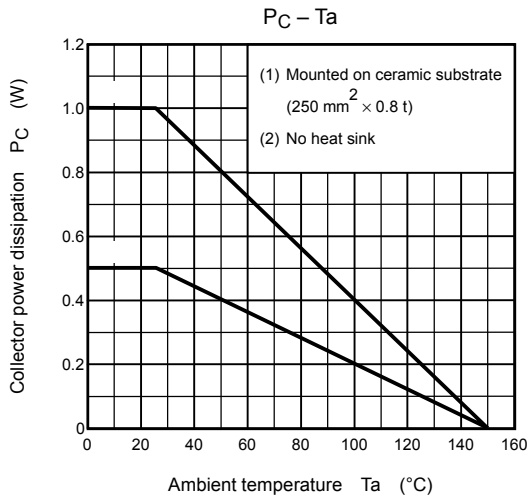
Note 2:  $h_{FE(1)}$  classification R: 30 to 90, O: 50 to 150

## Marking









**RESTRICTIONS ON PRODUCT USE**

000707EAA

- TOSHIBA is continually working to improve the quality and reliability of its products. Nevertheless, semiconductor devices in general can malfunction or fail due to their inherent electrical sensitivity and vulnerability to physical stress. It is the responsibility of the buyer, when utilizing TOSHIBA products, to comply with the standards of safety in making a safe design for the entire system, and to avoid situations in which a malfunction or failure of such TOSHIBA products could cause loss of human life, bodily injury or damage to property.  
In developing your designs, please ensure that TOSHIBA products are used within specified operating ranges as set forth in the most recent TOSHIBA products specifications. Also, please keep in mind the precautions and conditions set forth in the "Handling Guide for Semiconductor Devices," or "TOSHIBA Semiconductor Reliability Handbook" etc..
- The TOSHIBA products listed in this document are intended for usage in general electronics applications (computer, personal equipment, office equipment, measuring equipment, industrial robotics, domestic appliances, etc.). These TOSHIBA products are neither intended nor warranted for usage in equipment that requires extraordinarily high quality and/or reliability or a malfunction or failure of which may cause loss of human life or bodily injury ("Unintended Usage"). Unintended Usage include atomic energy control instruments, airplane or spaceship instruments, transportation instruments, traffic signal instruments, combustion control instruments, medical instruments, all types of safety devices, etc.. Unintended Usage of TOSHIBA products listed in this document shall be made at the customer's own risk.
- The information contained herein is presented only as a guide for the applications of our products. No responsibility is assumed by TOSHIBA CORPORATION for any infringements of intellectual property or other rights of the third parties which may result from its use. No license is granted by implication or otherwise under any intellectual property or other rights of TOSHIBA CORPORATION or others.
- The information contained herein is subject to change without notice.