

SWITCHING TYPE POWER SUPPLY APPLICATIONS.

FEATURES

- Low Profile Surface Mount Package.
- Low Power Loss, High Efficiency.
- For Use in Low Voltage, High Frequency inverters, Free Wheeling, and Polarity Protection Applications.

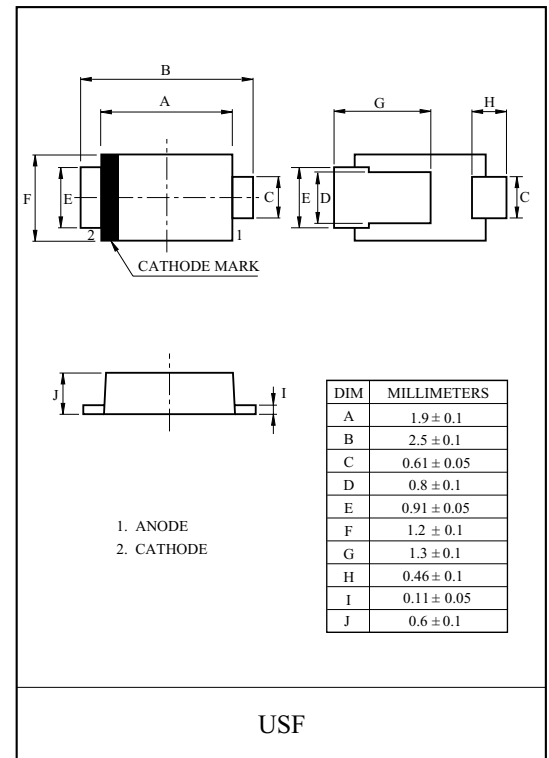
APPLICATION

- Switching Power Supply.
- Reversed Battery Connection Protection.
- DC/DC Converter.
- Cellular Phones.

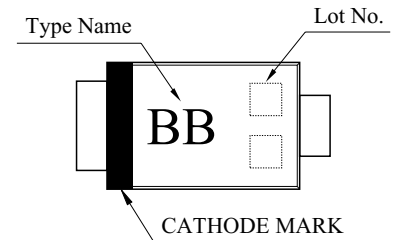
MAXIMUM RATING (Ta=25 °C)

CHARACTERISTIC	SYMBOL	RATING	UNIT
Maximum Repetitive Peak Reverse Voltage	V_{RRM}	30	V
Average Output Rectified Current	I_O	1	A
Peak One Cycle Surge Forward Current (Non-Repetitive 60Hz)	I_{FSM}	22	A
Power Dissipation	P_D^*	667	mW
Junction Temperature	T_j	-40 ~ 125	°C
Storage Temperature Range	T_{stg}	-40 ~ 125	°C

* Mounted on a glass epoxy board (Soldering land : 6mm × 6mm)



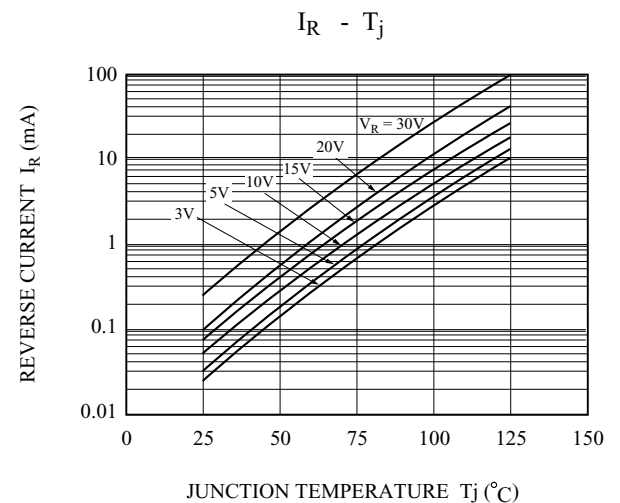
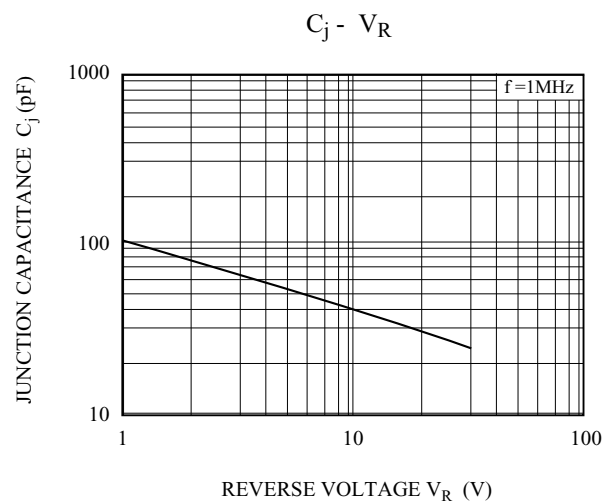
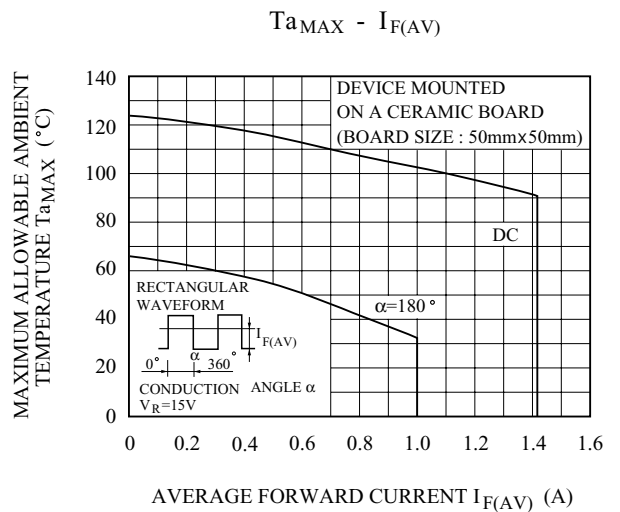
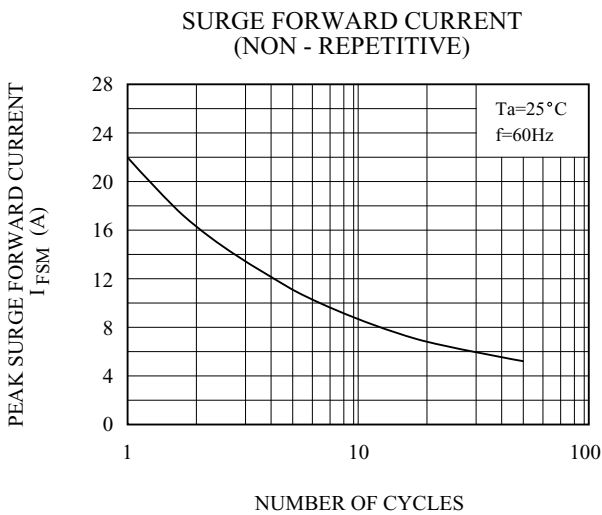
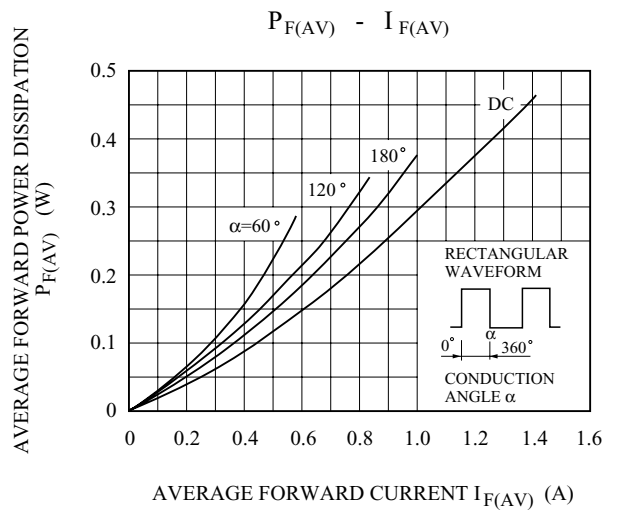
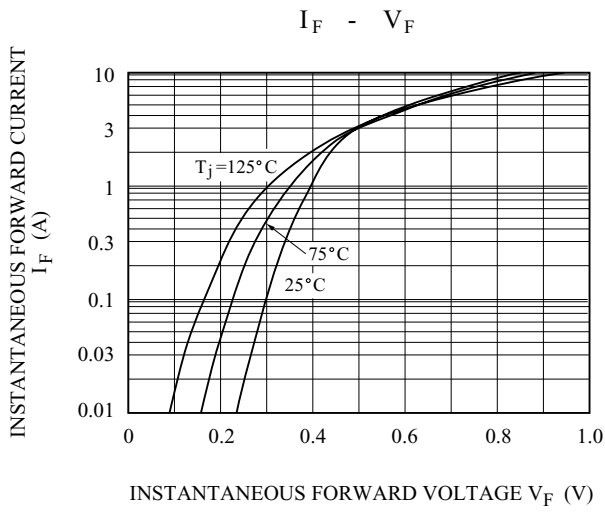
Marking



ELECTRICAL CHARACTERISTICS (Ta=25 °C)

CHARACTERISTIC	SYMBOL	TEST CONDITION	MIN.	TYP.	MAX.	UNIT
Peak Forward Voltage	$V_{FM(1)}$	$I_{FM}=0.1A$	-	0.25	-	V
	$V_{FM(2)}$	$I_{FM}=0.7A$	-	0.33	0.37	
	$V_{FM(3)}$	$I_{FM}=1.0A$	-	0.39	-	
Repetitive Peak Reverse Current	$I_{RRM(1)}$	$V_{RRM}=5V$	-	50	-	μA
	$I_{RRM(2)}$	$V_{RRM}=30V$	-	0.5	1	mA
Junction Capacitance	C_j	$V_R=10V, f=1.0MHz$	-	40	-	pF

USFB13L



USFB13L

