

| | | |
|--------------|---|----------------|
| SANYO | No.5034 | 2SC5227 |
| | NPN Epitaxial Planar Silicon Transistor VHF to UHF Wide-Band Low-Noise Amp Applications | |

Features

- Low noise : NF=1.0dB typ (f=1GHz).
- High gain : | S21e |²=12dB typ (f=1GHz).
- High cutoff frequency : f_T=7GHz typ.

Absolute Maximum Ratings at Ta=25°C

| | | | unit |
|------------------------------|------------------|-------------|------|
| Collector-to-Base Voltage | V _{CB0} | 20 | V |
| Collector-to-Emitter Voltage | V _{CEO} | 10 | V |
| Emitter-to-Base Voltage | V _{EBO} | 2 | V |
| Collector Current | I _C | 70 | mA |
| Collector Dissipation | P _C | 200 | mW |
| Junction Temperature | T _j | 150 | °C |
| Storage Temperature | T _{stg} | -55 to +150 | °C |

Electrical Characteristics at Ta=25°C

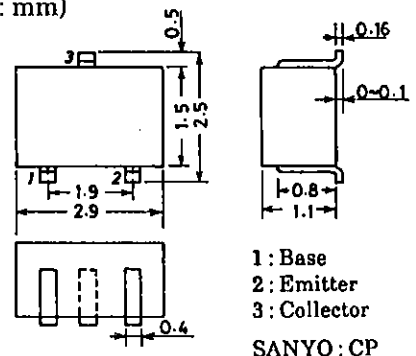
| | | | min | typ | max | unit |
|------------------------------|-------------------------|---|-----|------|------|------|
| Collector Cutoff Current | I _{CB0} | V _{CB} =10V, I _E =0 | | | 1.0 | μA |
| Emitter Cutoff Current | I _{EBO} | V _{EB} =1V, I _C =0 | | | 10 | μA |
| DC Current Gain | h _{FE} | V _{CE} =5V, I _C =20mA | 60* | | 270* | |
| Gain-Bandwidth Product | f _T | V _{CE} =5V, I _C =20mA | 5 | 7 | | GHz |
| Output Capacitance | C _{ob} | V _{CB} =10V, f=1MHz | | 0.75 | 1.2 | pF |
| Reverse Transfer Capacitance | C _{re} | V _{CB} =10V, f=1MHz | | 0.5 | | pF |
| Forward Transfer Gain | S21e ² (1) | V _{CE} =5V, I _C =20mA, f=1GHz | 9 | 12 | | dB |
| | S21e ² (2) | V _{CE} =2V, I _C =3mA, f=1GHz | | 8 | | dB |
| Noise Figure | NF | V _{CE} =5V, I _C =7mA, f=1GHz | 1.0 | 1.8 | | dB |

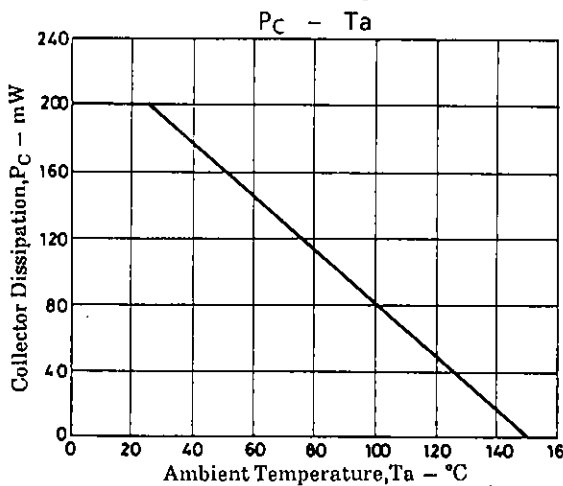
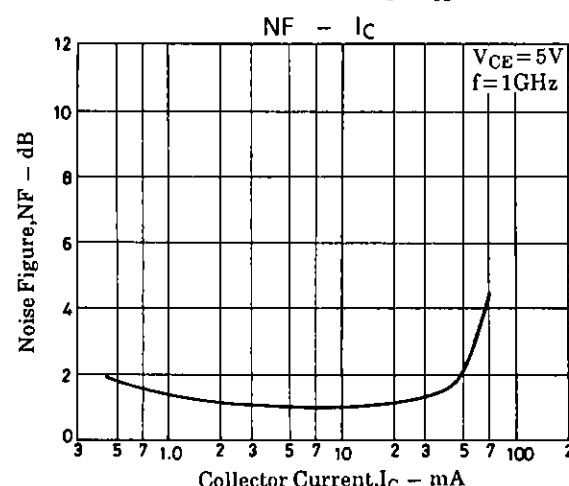
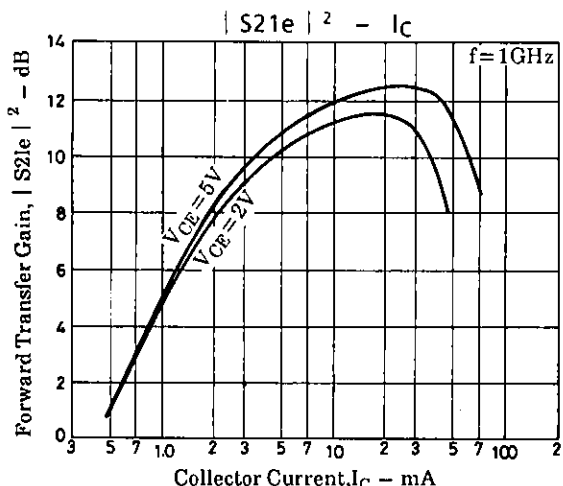
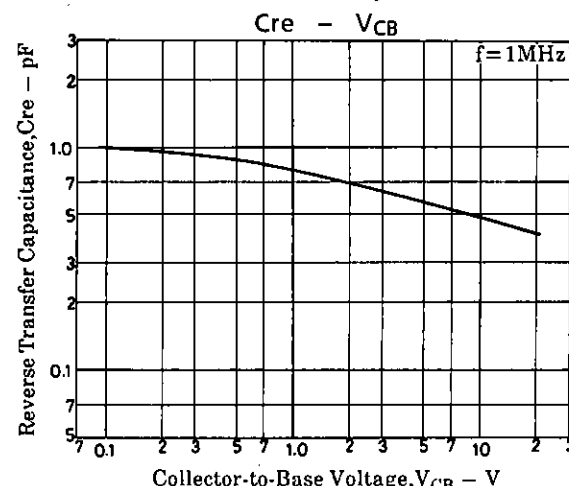
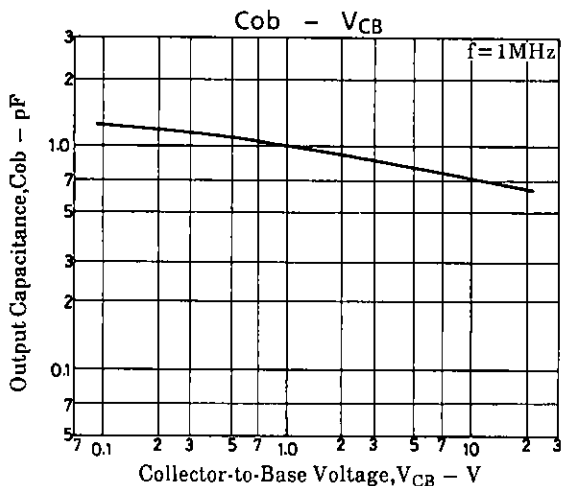
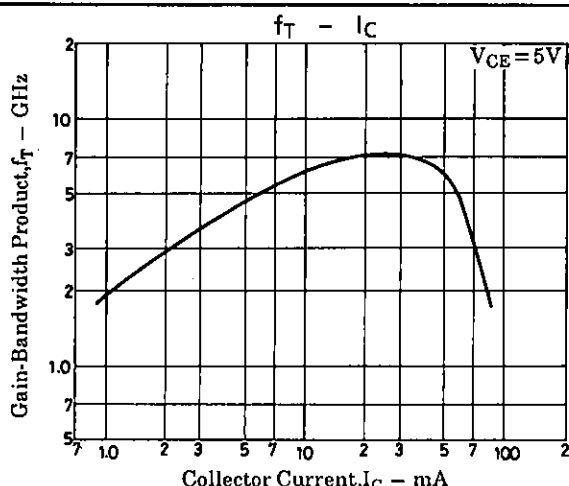
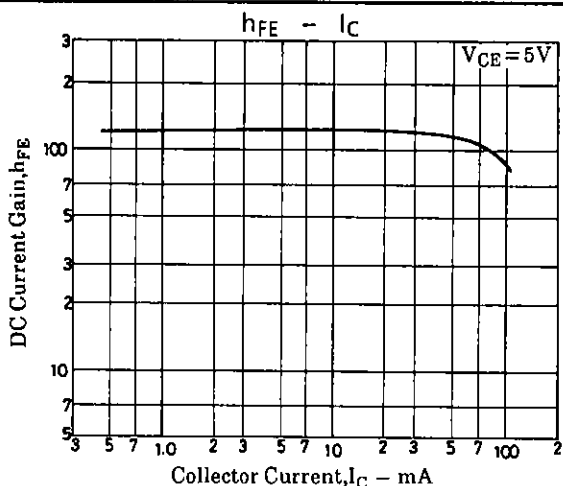
* : The 2SC5227 is classified by 20mA h_{FE} as follows :

| | | | | | | | | |
|----|---|-----|----|---|-----|-----|---|-----|
| 60 | 3 | 120 | 90 | 4 | 180 | 135 | 5 | 270 |
|----|---|-----|----|---|-----|-----|---|-----|

Marking : LN
h_{FE} rank : 3, 4, 5

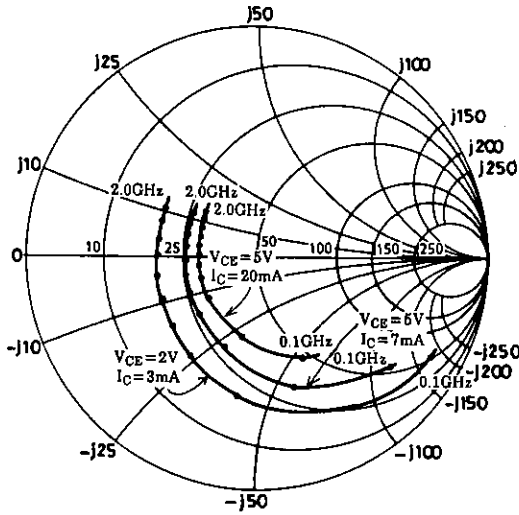
Package Dimensions 2018B
(unit : mm)



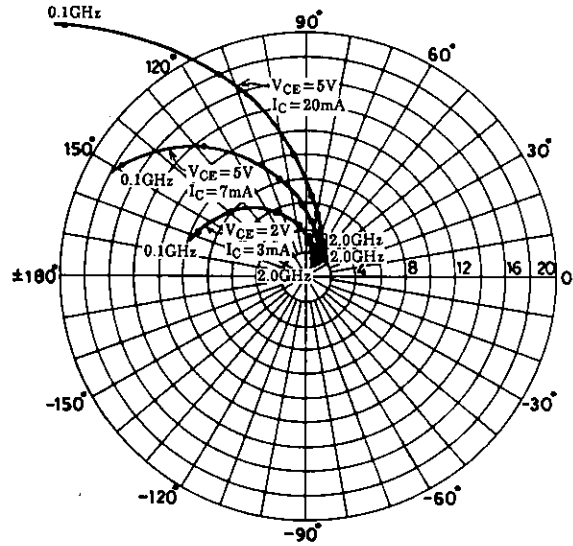


S Parameter

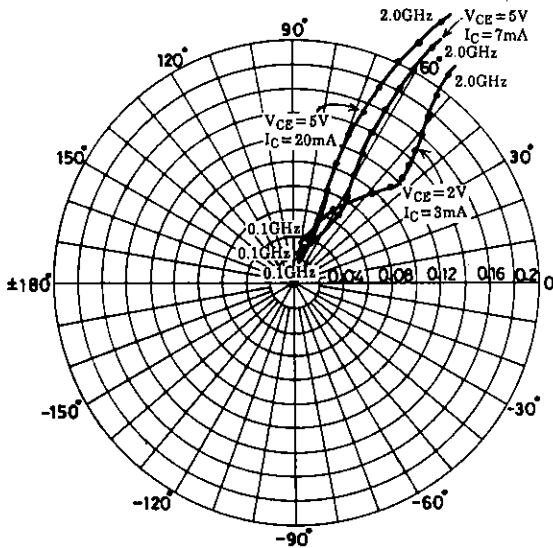
f = 100MHz, 200 to 2000MHz (200MHz step)



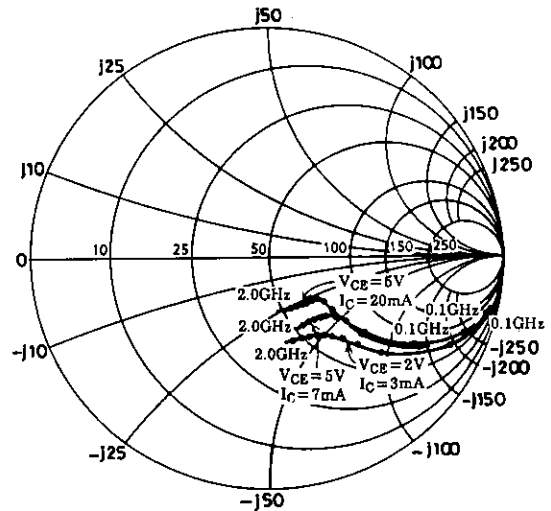
f = 100MHz, 200 to 2000MHz (200MHz step)



f = 100MHz, 200 to 2000MHz (200MHz step)



f = 100MHz, 200 to 2000MHz (200MHz step)



- No products described or contained herein are intended for use in surgical implants, life-support systems, aerospace equipment, nuclear power control systems, vehicles, disaster/crime-prevention equipment and the like, the failure of which may directly or indirectly cause injury, death or property loss.
- Anyone purchasing any products described or contained herein for an above-mentioned use shall:
 - ① Accept full responsibility and indemnify and defend SANYO ELECTRIC CO., LTD., its affiliates, subsidiaries and distributors and all their officers and employees, jointly and severally, against any and all claims and litigation and all damages, cost and expenses associated with such use:
 - ② Not impose any responsibility for any fault or negligence which may be cited in any such claim or litigation on SANYO ELECTRIC CO., LTD., its affiliates, subsidiaries and distributors or any of their officers and employees jointly or severally.
- Information (including circuit diagrams and circuit parameters) herein is for example only; it is not guaranteed for volume production. SANYO believes information herein is accurate and reliable, but no guarantees are made or implied regarding its use or any infringements of intellectual property rights or other rights of third parties.

S Parameter (Common emitter)

 $V_{CE}=5V, I_C=7mA, Z_0=50\Omega$

| Freq (MHz) | $ S_{11} $ | $\angle S_{11}$ | $ S_{21} $ | $\angle S_{21}$ | $ S_{12} $ | $\angle S_{12}$ | $ S_{22} $ | $\angle S_{22}$ |
|------------|------------|-----------------|------------|-----------------|------------|-----------------|------------|-----------------|
| 100 | 0.722 | -41.6 | 17.352 | 148.7 | 0.029 | 70.9 | 0.883 | -21.3 |
| 200 | 0.587 | -73.2 | 13.419 | 127.6 | 0.046 | 60.8 | 0.710 | -33.1 |
| 400 | 0.426 | -113.0 | 8.371 | 105.1 | 0.067 | 56.9 | 0.507 | -40.7 |
| 600 | 0.369 | -136.6 | 5.914 | 92.7 | 0.084 | 58.4 | 0.423 | -42.5 |
| 800 | 0.344 | -152.9 | 4.593 | 83.9 | 0.102 | 60.3 | 0.382 | -43.9 |
| 1000 | 0.334 | -165.7 | 3.750 | 76.7 | 0.121 | 61.5 | 0.360 | -46.3 |
| 1200 | 0.326 | -177.9 | 3.178 | 70.3 | 0.141 | 62.0 | 0.350 | -49.1 |
| 1400 | 0.324 | 172.3 | 2.784 | 64.9 | 0.162 | 61.8 | 0.341 | -52.2 |
| 1600 | 0.328 | 163.4 | 2.476 | 59.5 | 0.183 | 61.2 | 0.334 | -56.4 |
| 1800 | 0.335 | 154.5 | 2.246 | 54.6 | 0.204 | 60.5 | 0.328 | -60.8 |
| 2000 | 0.346 | 147.5 | 3.073 | 50.0 | 0.226 | 59.6 | 0.328 | -65.4 |

 $V_{CE}=5V, I_C=20mA, Z_0=50\Omega$

| Freq (MHz) | $ S_{11} $ | $\angle S_{11}$ | $ S_{21} $ | $\angle S_{21}$ | $ S_{12} $ | $\angle S_{12}$ | $ S_{22} $ | $\angle S_{22}$ |
|------------|------------|-----------------|------------|-----------------|------------|-----------------|------------|-----------------|
| 100 | 0.477 | -66.8 | 28.090 | 133.6 | 0.022 | 67.7 | 0.726 | -32.7 |
| 200 | 0.358 | -104.1 | 17.995 | 112.9 | 0.035 | 65.3 | 0.506 | -41.6 |
| 400 | 0.288 | -142.2 | 9.903 | 95.9 | 0.057 | 68.3 | 0.350 | -42.4 |
| 600 | 0.273 | -159.8 | 6.777 | 86.7 | 0.081 | 69.9 | 0.299 | -41.8 |
| 800 | 0.270 | -171.7 | 5.181 | 79.9 | 0.104 | 70.2 | 0.278 | -43.2 |
| 1000 | 0.271 | 178.7 | 4.209 | 73.9 | 0.129 | 69.1 | 0.269 | -45.9 |
| 1200 | 0.273 | 169.4 | 3.554 | 68.5 | 0.153 | 67.9 | 0.264 | -49.6 |
| 1400 | 0.275 | 161.1 | 3.085 | 63.6 | 0.177 | 66.2 | 0.258 | -53.3 |
| 1600 | 0.284 | 153.4 | 2.749 | 59.1 | 0.202 | 64.3 | 0.253 | -58.3 |
| 1800 | 0.294 | 145.6 | 2.479 | 54.6 | 0.224 | 62.5 | 0.249 | -63.4 |
| 2000 | 0.302 | 140.8 | 2.295 | 50.6 | 0.248 | 60.4 | 0.248 | -68.7 |

 $V_{CE}=2V, I_C=3mA, Z_0=50\Omega$

| Freq (MHz) | $ S_{11} $ | $\angle S_{11}$ | $ S_{21} $ | $\angle S_{21}$ | $ S_{12} $ | $\angle S_{12}$ | $ S_{22} $ | $\angle S_{22}$ |
|------------|------------|-----------------|------------|-----------------|------------|-----------------|------------|-----------------|
| 100 | 0.858 | -30.5 | 9.283 | 157.3 | 0.039 | 73.6 | 0.944 | -15.6 |
| 200 | 0.769 | -57.4 | 8.036 | 138.7 | 0.068 | 61.4 | 0.834 | -27.5 |
| 400 | 0.607 | -97.1 | 5.756 | 113.9 | 0.099 | 48.4 | 0.641 | -40.5 |
| 600 | 0.528 | -123.2 | 4.302 | 98.1 | 0.114 | 44.4 | 0.525 | -46.5 |
| 800 | 0.486 | -141.6 | 3.414 | 87.0 | 0.125 | 43.9 | 0.465 | -50.2 |
| 1000 | 0.460 | -156.4 | 2.834 | 78.0 | 0.137 | 45.4 | 0.429 | -53.7 |
| 1200 | 0.453 | -169.4 | 2.429 | 70.3 | 0.149 | 47.5 | 0.408 | -57.3 |
| 1400 | 0.440 | 179.8 | 2.143 | 63.6 | 0.163 | 49.2 | 0.395 | -60.9 |
| 1600 | 0.441 | 170.1 | 1.919 | 57.4 | 0.179 | 50.8 | 0.385 | -65.4 |
| 1800 | 0.447 | 160.4 | 1.739 | 51.7 | 0.196 | 52.3 | 0.381 | -70.1 |
| 2000 | 0.454 | 152.5 | 1.621 | 46.4 | 0.215 | 53.3 | 0.379 | -75.2 |