

SANYO	No.5184A	2SC5245
		NPN Epitaxial Planar Silicon Transistor UHF to S-Band Low-Noise Amp, OSC Applications

Features

- Low noise : NF=0.9dB typ (f=1GHz).
 : NF=1.4dB typ (f=1.5GHz).
- High gain : | S2le | ²=10dB typ (f=1.5GHz).
- High cutoff frequency : f_T=11GHz typ.
- Low-voltage, low-current operation (V_{CE}=1V, I_C=1mA).
 : f_T=7GHz typ.
 : | S2le | ²=5.5dB typ (f=1.5GHz).

Absolute Maximum Ratings at Ta = 25°C

			unit
Collector-to-Base Voltage	V _{CBO}	20	V
Collector-to-Emitter Voltage	V _{CEO}	10	V
Emitter-to-Base Voltage	V _{EBO}	1.5	V
Collector Current	I _C	30	mA
Collector Dissipation	P _C	150	mW
Junction Temperature	T _j	150	°C
Storage Temperature	T _{stg}	-55 to +150	°C

Electrical Characteristics at Ta = 25°C

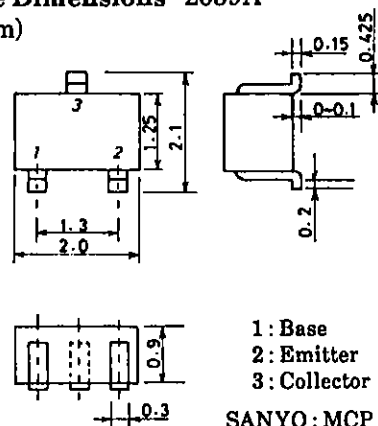
			min	typ	max	unit
Collector Cutoff Current	I _{CBO}	V _{CB} =10V, I _E =0			1.0	μA
Emitter Cutoff Current	I _{EBO}	V _{EB} =1V, I _C =0			10	μA
DC Current Gain	h _{FE}	V _{CE} =5V, I _C =10mA	60※		270※	
Gain-Bandwidth Product	f _T (1)	V _{CE} =5V, I _C =10mA	8	11		GHz
	f _T (2)	V _{CE} =1V, I _C =1mA		7		GHz
Output Capacitance	C _{ob}	V _{CB} =10V, f=1MHz		0.45	0.7	pF
Reverse Transfer Capacitance	C _{re}	V _{CB} =10V, f=1MHz		0.30		pF
Forward Transfer Gain	S2le ² (1)	V _{CE} =5V, I _C =10mA, f=1.5GHz	8	10		dB
	S2le ² (2)	V _{CE} =1V, I _C =1mA, f=1.5GHz		5.5		dB
Noise Figure	NF(1)	V _{CE} =5V, I _C =5mA, f=1.5GHz		1.4	3.0	dB
	NF(2)	V _{CE} =2V, I _C =3mA, f=1GHz		0.9		dB

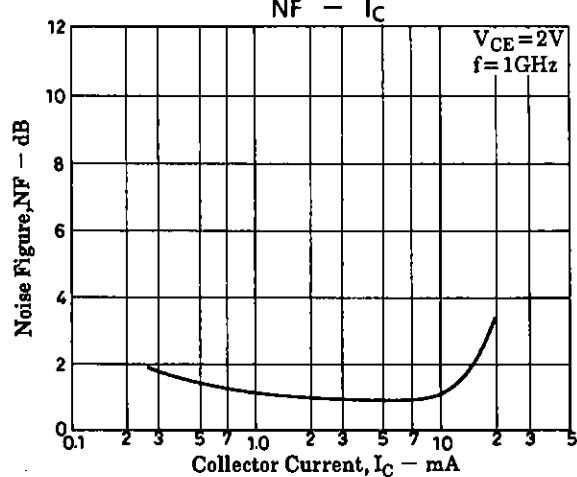
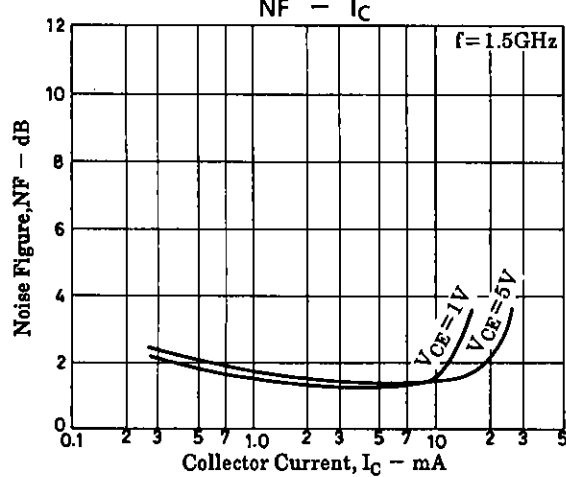
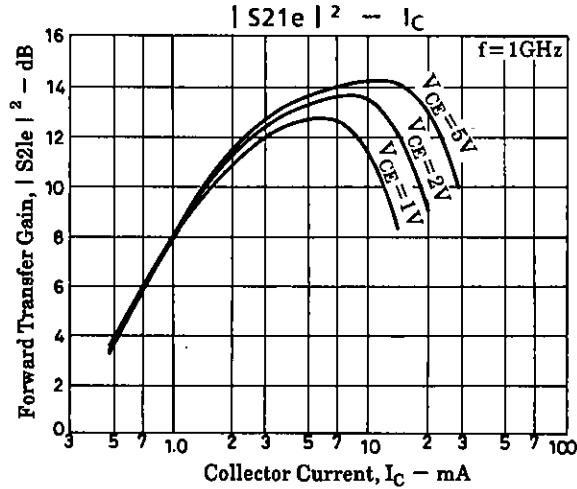
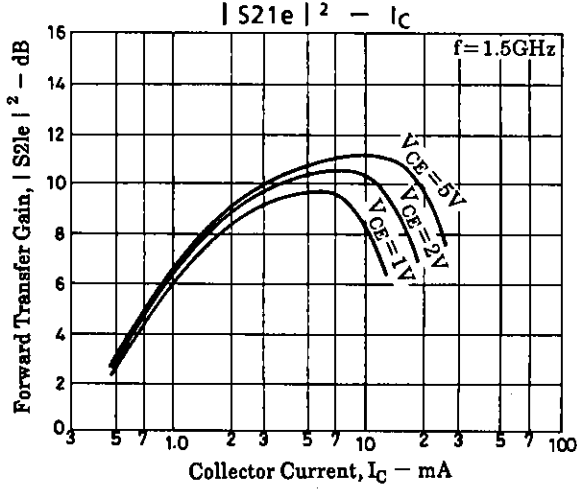
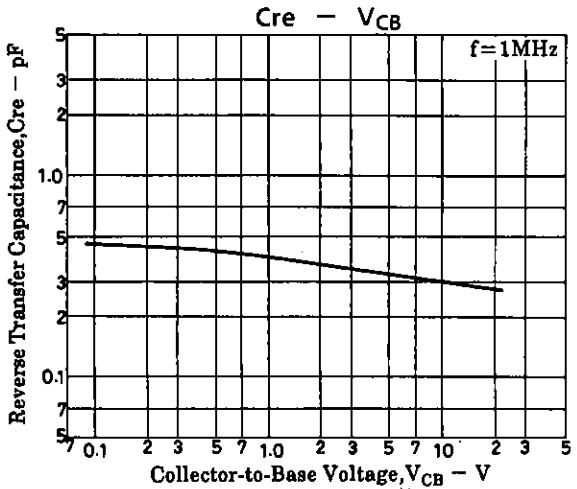
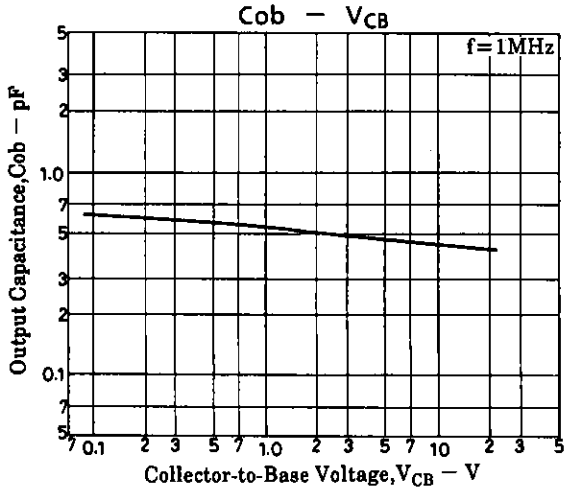
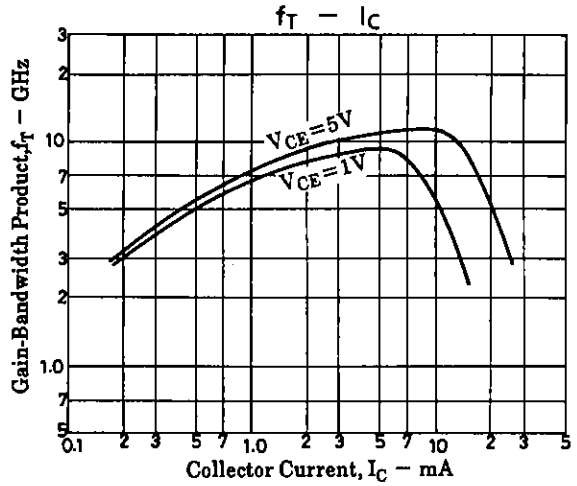
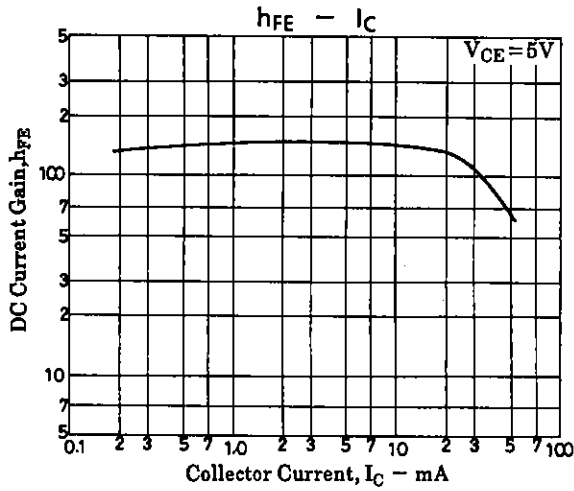
※ : The 2SC5245 is classified by 10mA h_{FE} as follows.

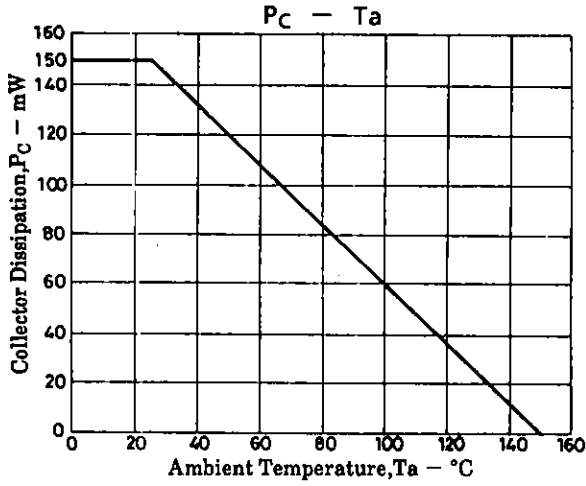
60	3	120	90	4	180	135	5	270
----	---	-----	----	---	-----	-----	---	-----

Marking : MN
h_{FE} ranks : 3, 4, 5

Package Dimensions 2059A
(unit : mm)

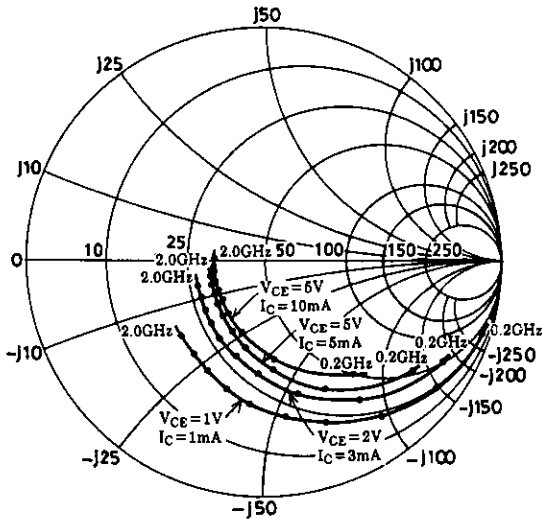




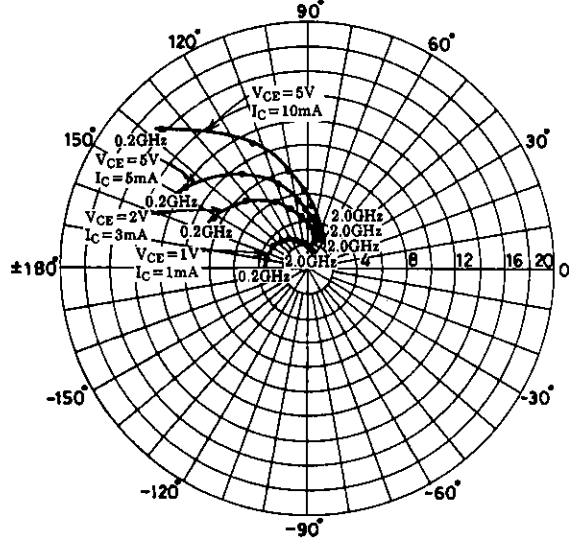


S Parameters

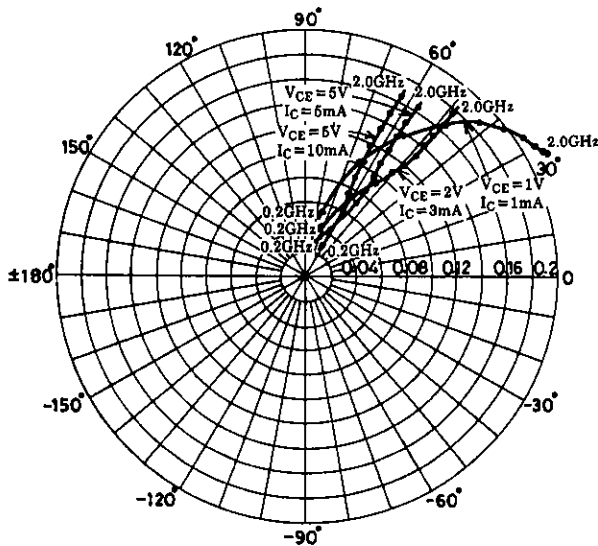
S11e : f = 200 to 2000MHz (200MHz step)



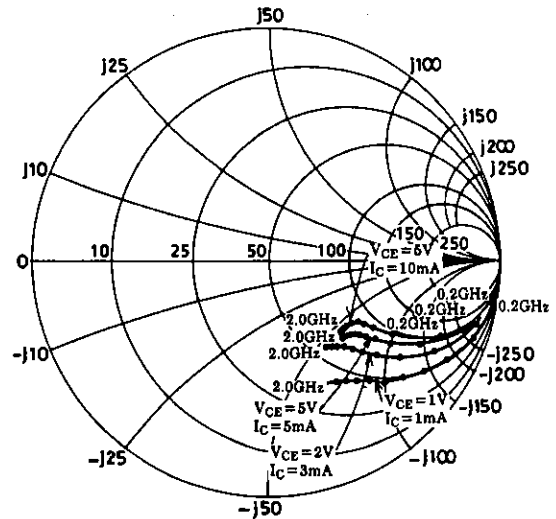
S21e : f = 200 to 2000MHz (200MHz step)



S12e : f = 200 to 2000MHz (200MHz step)



S22e : f = 200 to 2000MHz (200MHz step)



S Parameters (Common emitter) $V_{CE}=5V, I_C=5mA, Z_0=50\Omega$

Freq (MHz)	$ S_{11} $	$\angle S_{11}$	$ S_{21} $	$\angle S_{21}$	$ S_{12} $	$\angle S_{12}$	$ S_{22} $	$\angle S_{22}$
200	0.763	-37.5	11.926	146.9	0.036	70.7	0.892	-19.1
400	0.590	-65.4	9.202	124.3	0.058	60.9	0.740	-29.1
600	0.456	-85.5	7.173	109.4	0.073	57.4	0.631	-33.7
800	0.374	-102.0	5.743	98.7	0.086	56.7	0.566	-35.8
1000	0.323	-115.0	4.785	90.5	0.098	56.7	0.528	-37.2
1200	0.288	-127.5	4.105	83.6	0.110	57.2	0.505	-38.4
1400	0.264	-137.7	3.599	77.5	0.123	57.7	0.488	-39.6
1600	0.248	-147.4	3.213	71.3	0.136	57.6	0.476	-41.2
1800	0.239	-156.9	2.905	66.4	0.150	57.6	0.466	-43.3
2000	0.235	-165.7	2.651	61.3	0.165	57.2	0.462	-45.4

 $V_{CE}=5V, I_C=10mA, Z_0=50\Omega$

Freq (MHz)	$ S_{11} $	$\angle S_{11}$	$ S_{21} $	$\angle S_{21}$	$ S_{12} $	$\angle S_{12}$	$ S_{22} $	$\angle S_{22}$
200	0.605	-52.6	16.354	136.2	0.031	67.5	0.804	-23.9
400	0.417	-84.6	11.011	113.3	0.048	62.4	0.622	-30.5
600	0.319	-106.3	8.026	100.5	0.062	62.2	0.533	-32.0
800	0.266	-124.6	6.250	91.3	0.076	63.4	0.491	-32.4
1000	0.238	-136.5	5.115	84.7	0.090	64.3	0.469	-33.2
1200	0.225	-148.9	4.336	78.8	0.104	64.4	0.458	-34.6
1400	0.215	-158.3	3.813	73.4	0.119	64.5	0.449	-35.8
1600	0.213	-167.3	3.365	68.1	0.135	63.8	0.443	-37.7
1800	0.212	-175.6	3.030	63.5	0.150	63.1	0.436	-39.6
2000	0.216	-177.5	2.754	58.9	0.166	62.5	0.438	-41.9

 $V_{CE}=2V, I_C=3mA, Z_0=50\Omega$

Freq (MHz)	$ S_{11} $	$\angle S_{11}$	$ S_{21} $	$\angle S_{21}$	$ S_{12} $	$\angle S_{12}$	$ S_{22} $	$\angle S_{22}$
200	0.842	-30.7	8.491	153.0	0.044	72.5	0.931	-17.1
400	0.704	-56.3	7.161	131.9	0.075	60.9	0.808	-28.8
600	0.579	-76.1	5.879	116.3	0.095	54.1	0.696	-36.2
800	0.480	-93.1	4.882	104.2	0.109	51.0	0.615	-40.6
1000	0.417	-106.3	4.154	95.0	0.121	49.3	0.564	-43.5
1200	0.376	-119.6	3.597	87.1	0.132	48.7	0.526	-45.8
1400	0.343	-130.2	3.212	80.2	0.143	48.6	0.496	-47.5
1600	0.319	-140.5	2.875	73.4	0.154	48.7	0.475	-49.6
1800	0.303	-150.0	2.604	67.7	0.166	48.6	0.461	-51.6
2000	0.298	-160.0	2.383	62.1	0.179	48.9	0.451	-52.9

2SC5245

$V_{CE}=1V, I_C=1mA, Z_0=50\Omega$

Freq (MHz)	$ S_{11} $	$\angle S_{11}$	$ S_{21} $	$\angle S_{21}$	$ S_{12} $	$\angle S_{12}$	$ S_{22} $	$\angle S_{22}$
200	0.945	-18.9	3.296	162.5	0.054	77.2	0.980	-11.0
400	0.884	-37.3	3.206	145.9	0.102	65.9	0.934	-20.5
600	0.810	-53.6	2.942	131.2	0.139	56.3	0.870	-29.0
800	0.728	-69.4	2.711	117.8	0.166	48.6	0.811	-35.5
1000	0.667	-82.5	2.449	107.0	0.187	42.5	0.763	-40.9
1200	0.605	-95.8	2.252	96.9	0.199	37.3	0.715	-45.7
1400	0.561	-106.1	2.061	88.1	0.207	33.5	0.673	-49.4
1600	0.518	-117.2	1.909	79.5	0.212	30.6	0.638	-53.4
1800	0.492	-127.5	1.766	72.2	0.215	28.6	0.611	-56.5
2000	0.465	-137.9	1.658	65.2	0.217	27.6	0.592	-59.9

■ No products described or contained herein are intended for use in surgical implants, life-support systems, aerospace equipment, nuclear power control systems, vehicles, disaster/crime-prevention equipment and the like, the failure of which may directly or indirectly cause injury, death or property loss.

■ Anyone purchasing any products described or contained herein for an above-mentioned use shall:

- ① Accept full responsibility and indemnify and defend SANYO ELECTRIC CO., LTD., its affiliates, subsidiaries and distributors and all their officers and employees, jointly and severally, against any and all claims and litigation and all damages, cost and expenses associated with such use:
- ② Not impose any responsibility for any fault or negligence which may be cited in any such claim or litigation on SANYO ELECTRIC CO., LTD., its affiliates, subsidiaries and distributors or any of their officers and employees jointly or severally.

■ Information (including circuit diagrams and circuit parameters) herein is for example only; it is not guaranteed for volume production. SANYO believes information herein is accurate and reliable, but no guarantees are made or implied regarding its use or any infringements of intellectual property rights or other rights of third parties.

This catalog provides information as of December, 1996. Specifications and information herein are subject to change without notice.