

<b>SANYO</b>	No.3137	<b>2SK1332</b>
		N-Channel Junction Silicon FET
Low-Frequency General-Purpose Amp Applications		

**Applications**

- Ideal for use in variable resistors, analog switches, low-frequency amplifiers, and constant-current circuits.

**Features**

- Very small-sized package permitting 2SK1332-applied sets to be made smaller and slimmer.

**Absolute Maximum Ratings at Ta = 25°C**

			unit
Drain to Source Voltage	$V_{DSX}$	30	V
Gate to Drain Voltage	$V_{GDS}$	-30	V
Gate Current	$I_G$	10	mA
Drain Current	$I_D$	20	mA
Allowable Power Dissipation	$P_D$	150	mW
Junction Temperature	$T_j$	150	°C
Storage Temperature	$T_{stg}$	-55 to +150	°C

**Electrical Characteristics at Ta = 25°C**

			min	typ	max	unit
Gate to Drain Breakdown Voltage	$V_{(BR)GDS}$	$I_G = -10\mu A, V_{DS} = 0$	-30			V
Gate Cutoff Current	$I_{GSS}$	$V_{GS} = -20V, V_{DS} = 0$			-1.0	nA
Cutoff Voltage	$V_{GS(off)}$	$V_{DS} = 10V, I_D = 1\mu A$	-0.2	-0.7	-2.5	V
Drain Current	$I_{DSS}$	$V_{DS} = 10V, V_{GS} = 0V$	0.6*		6.0*	mA
Forward Transfer Admittance	$ y_{fs} $	$V_{DS} = 10V, V_{GS} = 0V, f = 1kHz$	2.5	5.0		mS
Input Capacitance	$C_{iss}$	$V_{DS} = 10V, V_{GS} = 0V, f = 1MHz$		5.0		pF
Reverse Transfer Capacitance	$C_{rss}$	$V_{DS} = 10V, V_{GS} = 0V, f = 1MHz$		0.9		pF

\* : The 2SK1332 is classified by  $I_{DSS}$  as follows (unit : mA) :

0.6	2	1.5	1.2	3	3.0	2.5	4	6.0
-----	---	-----	-----	---	-----	-----	---	-----

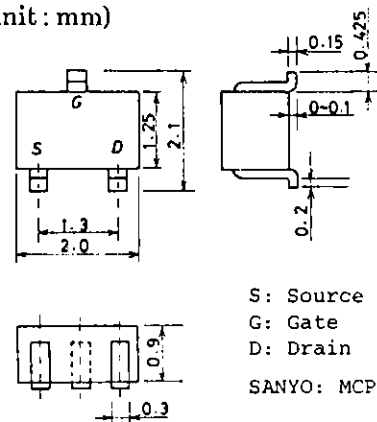
(Note) Marking : V

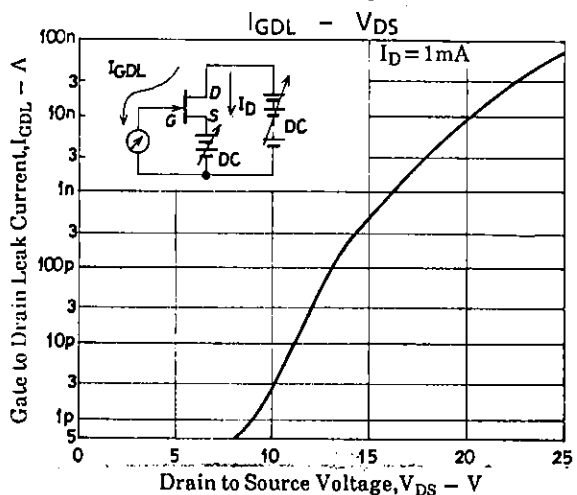
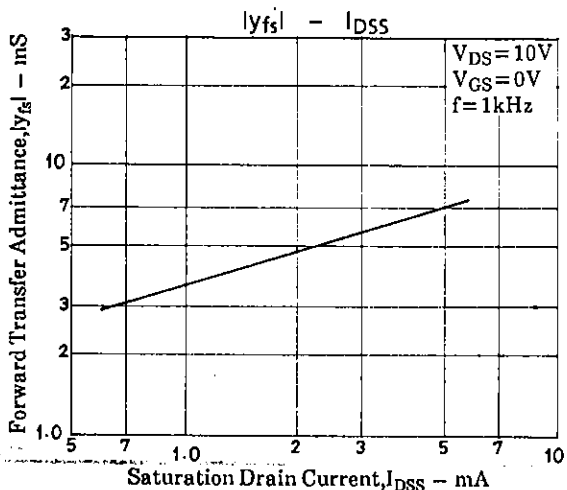
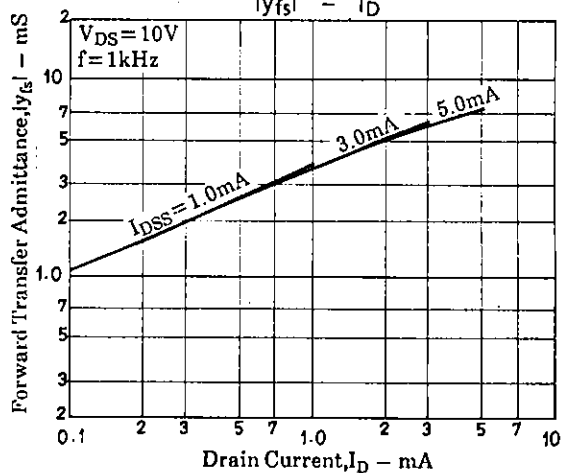
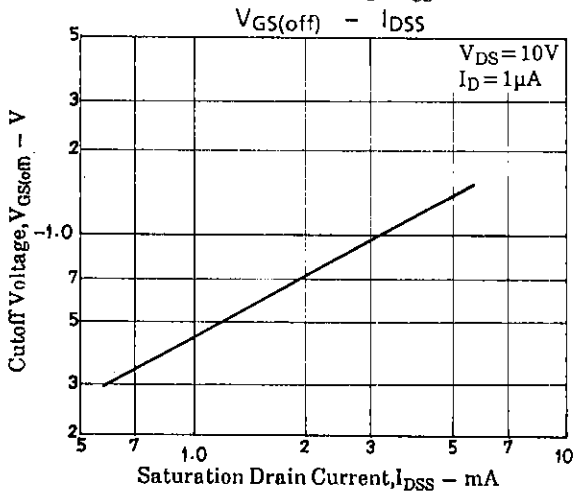
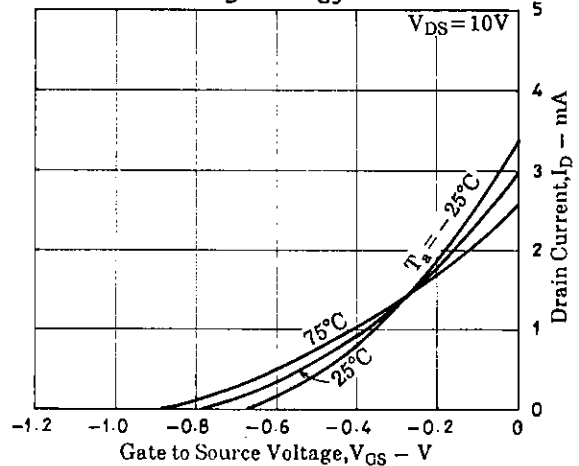
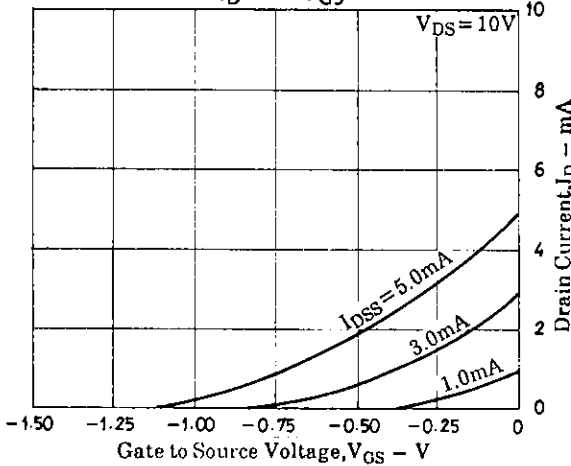
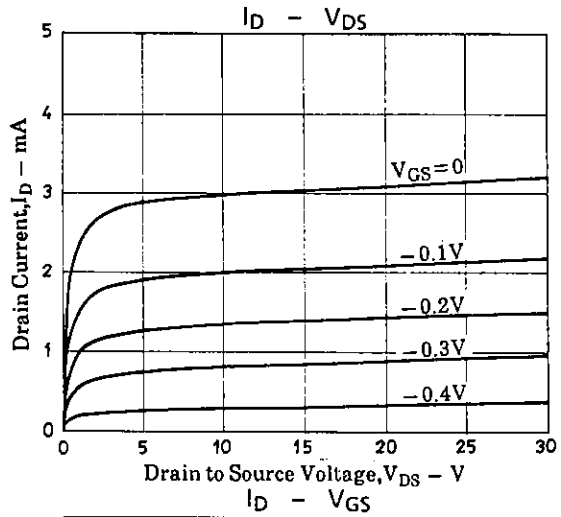
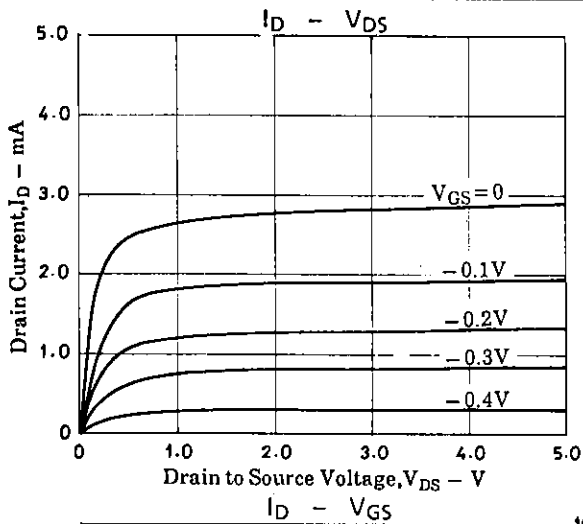
$I_{DSS}$  rank : 2,3,4,

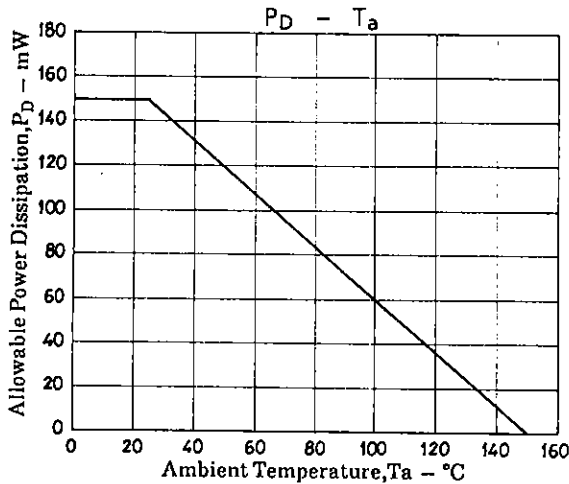
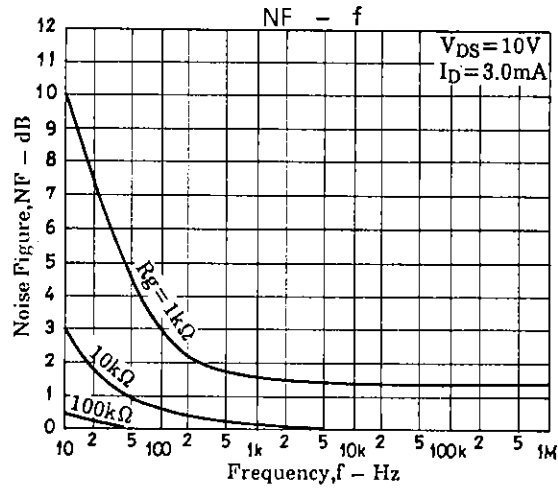
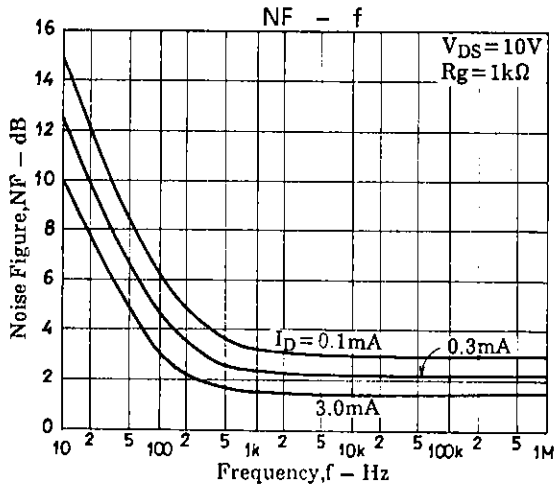
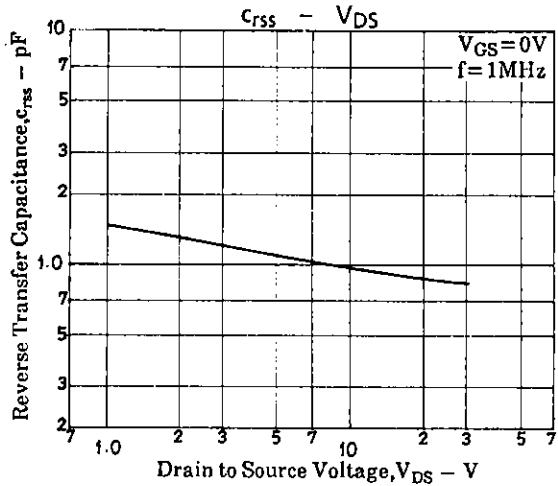
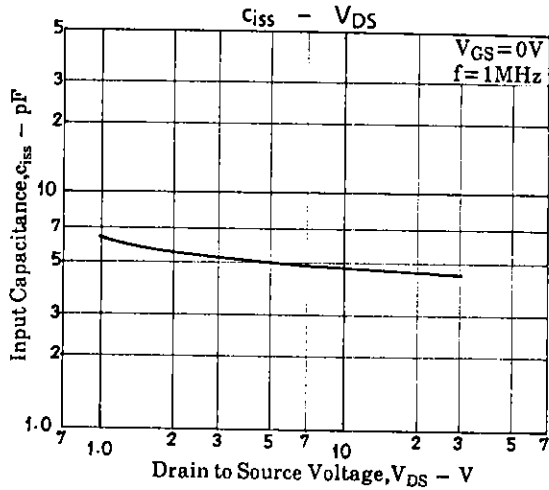
For CP package version, use the 2SK303.

**Package Dimensions 2058**

(unit : mm)







■ No products described or contained herein are intended for use in surgical implants, life-support systems, aerospace equipment, nuclear power control systems, vehicles, disaster/crime-prevention equipment and the like, the failure of which may directly or indirectly cause injury, death or property loss.

■ Anyone purchasing any products described or contained herein for an above-mentioned use shall:

① Accept full responsibility and indemnify and defend SANYO ELECTRIC CO., LTD., its affiliates, subsidiaries and distributors and all their officers and employees, jointly and severally, against any and all claims and litigation and all damages, cost and expenses associated with such use:

② Not impose any responsibility for any fault or negligence which may be cited in any such claim or litigation on SANYO ELECTRIC CO., LTD., its affiliates, subsidiaries and distributors or any of their officers and employees jointly or severally.

■ Information (including circuit diagrams and circuit parameters) herein is for example only; it is not guaranteed for volume production. SANYO believes information herein is accurate and reliable, but no guarantees are made or implied regarding its use or any infringements of intellectual property rights or other rights of third parties.