

TOSHIBA DIODE SILICON EPITAXIAL PLANAR TYPE

# 1SS336

ULTRA HIGH SPEED SWITCHING APPLICATION.

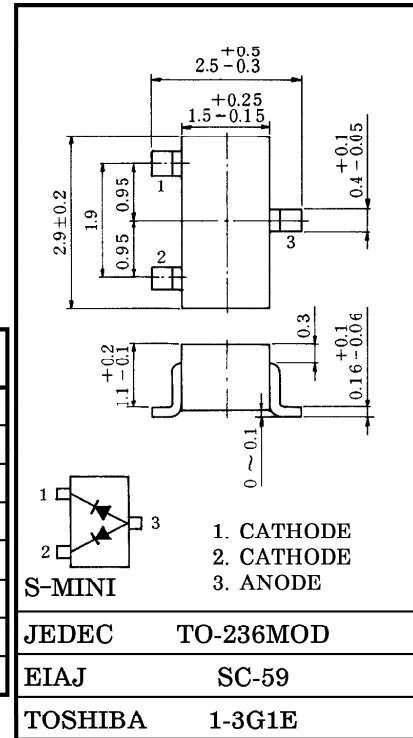
Unit in mm

- Small Package : SC-59
- Low Forward Voltage :  $V_{F(3)} = 0.84V$  (Typ.)
- Fast Reverse Recovery Time :  $t_{rr} = 7ns$  (Typ.)
- Small Total Capacitance :  $C_T = 7pF$  (Typ.)

MAXIMUM RATINGS ( $T_a = 25^\circ C$ )

CHARACTERISTIC	SYMBOL	RATING	UNIT
Maximum (Peak) Reverse Voltage	$V_{RM}$	85	V
Reverse Voltage	$V_R$	80	V
Maximum (Peak) Forward Current	$I_{FM}$	600*	mA
Average Forward Current	$I_O$	200*	mA
Surge Current (10ms)	$I_{FSM}$	6*	A
Power Dissipation	P	150	mW
Junction Temperature	$T_j$	150	$^\circ C$
Storage Temperature	$T_{stg}$	-55~150	$^\circ C$

\* Unit Rating. Total Rating = Unit Rating × 1.5

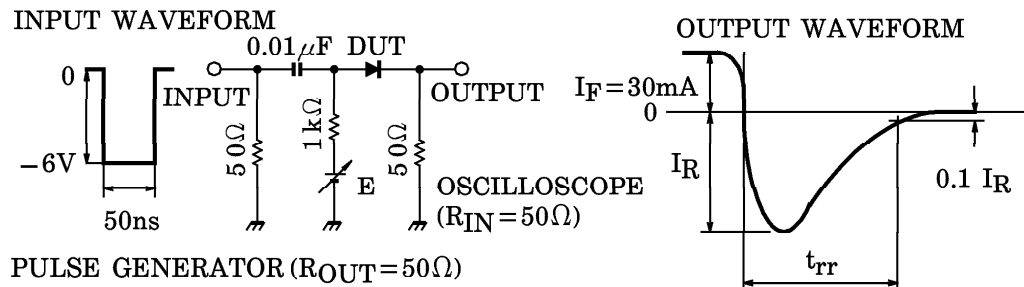


Weight : 0.012g

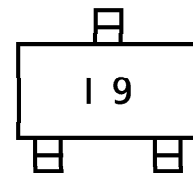
ELECTRICAL CHARACTERISTICS ( $T_a = 25^\circ C$ )

CHARACTERISTIC	SYMBOL	TEST CONDITION	MIN.	TYP.	MAX.	UNIT
Forward Voltage	$V_{F(1)}$	$I_F = 10mA$	—	0.64	—	V
	$V_{F(2)}$	$I_F = 100mA$	—	0.78	—	
	$V_{F(3)}$	$I_F = 200mA$	—	0.84	1.2	
Reverse Current	$I_{R(1)}$	$V_R = 30V$	—	—	0.25	$\mu A$
	$I_{R(2)}$	$V_R = 80V$	—	—	0.50	
Total Capacitance	$C_T$	$V_R = 0, f = 1MHz$	—	7	—	pF
Reverse Recovery Time	$t_{rr}$	$I_F = 30mA, Fig.1$	—	7	20	ns

Fig.1 REVERSE RECOVERY TIME ( $t_{rr}$ ) TEST CIRCUIT

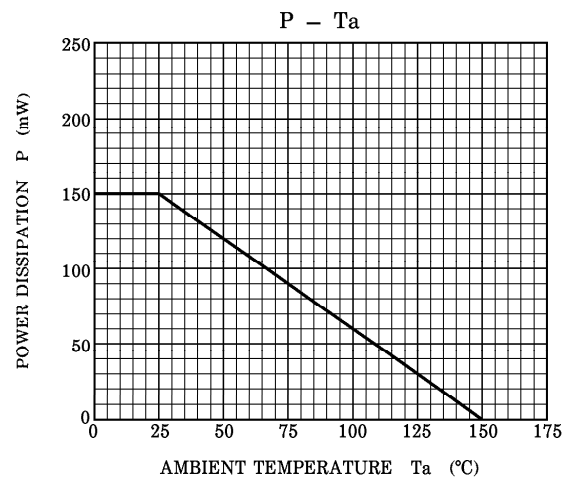
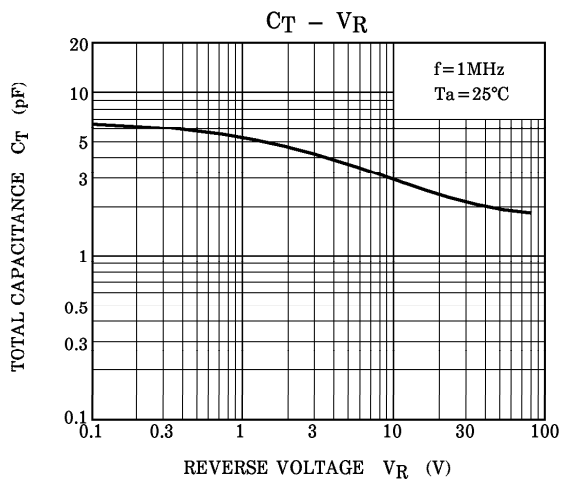
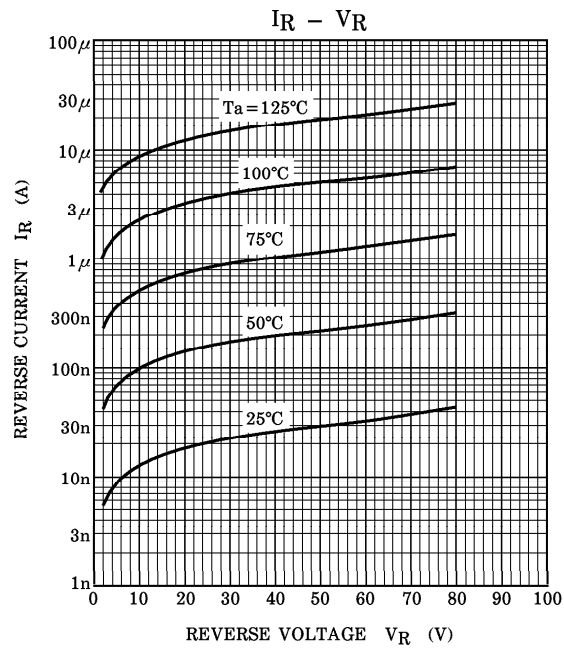
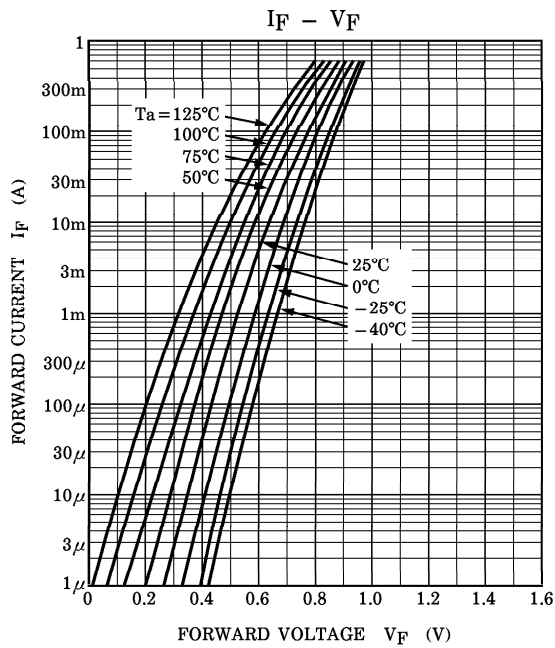


Marking



961001EAA2

● TOSHIBA is continually working to improve the quality and the reliability of its products. Nevertheless, semiconductor devices in general can malfunction or fail due to their inherent electrical sensitivity and vulnerability to physical stress. It is the responsibility of the buyer, when utilizing TOSHIBA products, to observe standards of safety, and to avoid situations in which a malfunction or failure of a TOSHIBA product could cause loss of human life, bodily injury or damage to property. In developing your designs, please ensure that TOSHIBA products are used within specified operating ranges as set forth in the most recent products specifications. Also, please keep in mind the precautions and conditions set forth in the TOSHIBA Semiconductor Reliability Handbook.



961001EAA2'

● The information contained herein is presented only as a guide for the applications of our products. No responsibility is assumed by TOSHIBA CORPORATION for any infringements of intellectual property or other rights of the third parties which may result from its use. No license is granted by implication or otherwise under any intellectual property or other rights of TOSHIBA CORPORATION or others.

● The information contained herein is subject to change without notice.