

2SC4197

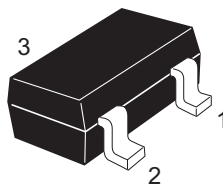
Silicon NPN Epitaxial

REJ03G0717-0300
(Previous ADE-208-1097A)
Rev.3.00
Aug.10.2005

Application

UHF frequency converter, wide band amplifier

Outline

RENESAS Package code: PLSP0003ZB-A
(Package name: MPAK)

1. Emitter
2. Base
3. Collector

Note: Marking is "Tl-".

Absolute Maximum Ratings

(Ta = 25°C)

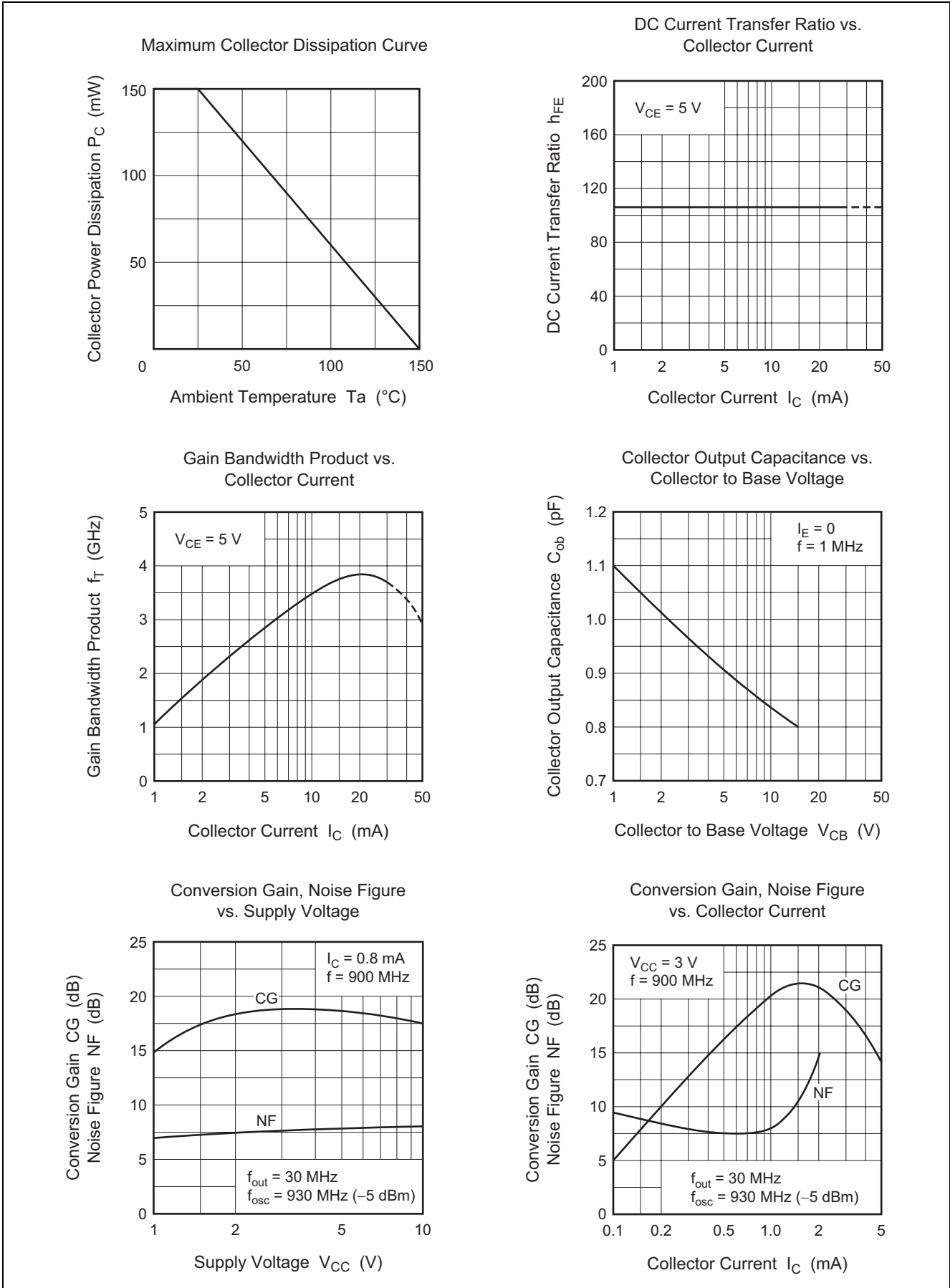
Item	Symbol	Ratings	Unit
Collector to base voltage	V_{CBO}	25	V
Collector to emitter voltage	V_{CEO}	13	V
Emitter to base voltage	V_{EBO}	3	V
Collector current	I_C	50	mA
Collector power dissipation	P_C	150	mW
Junction temperature	T_j	150	°C
Storage temperature	T_{stg}	-55 to +150	°C

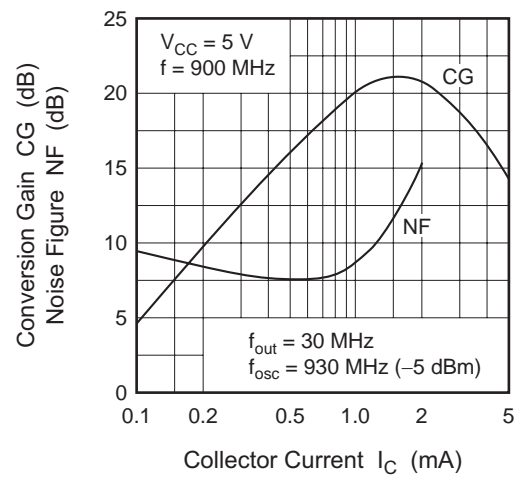
Electrical Characteristics

(Ta = 25°C)

Item	Symbol	Min	Typ	Max	Unit	Test conditions
Collector to base breakdown voltage	$V_{(BR)CBO}$	25	—	—	V	$I_C = 10 \mu A, I_E = 0$
Collector cutoff current	I_{CBO}	—	—	0.1	μA	$V_{CB} = 15 V, I_E = 0$
Collector cutoff current	I_{CEO}	—	—	10	μA	$V_{CE} = 13 V, R_{BE} = \infty$
Emitter cutoff current	I_{EBO}	—	—	0.3	μA	$V_{EB} = 3 V, I_C = 0$
Collector to emitter saturation voltage	$V_{CE(sat)}$	—	—	0.3	V	$I_C = 20 mA, I_B = 4 mA$
DC current transfer ratio	h_{FE}	50	—	180		$V_{CE} = 5 V, I_C = 5 mA$
Collector output capacitance	C_{ob}	—	0.85	1.3	pF	$V_{CB} = 10 V, I_E = 0, f = 1 MHz$
Gain bandwidth product	f_T	3.0	3.8	—	GHz	$V_{CE} = 5 V, I_C = 20 mA$
Conversion gain	CG	—	19	—	dB	$V_{CC} = 5 V, I_C = 0.8 mA,$ $f_{in} = 900 MHz$
Noise figure	NF	—	8	—	dB	$f_{osc} = 930 MHz (-5dBm),$ $f_{out} = 30 MHz$

Main Characteristics

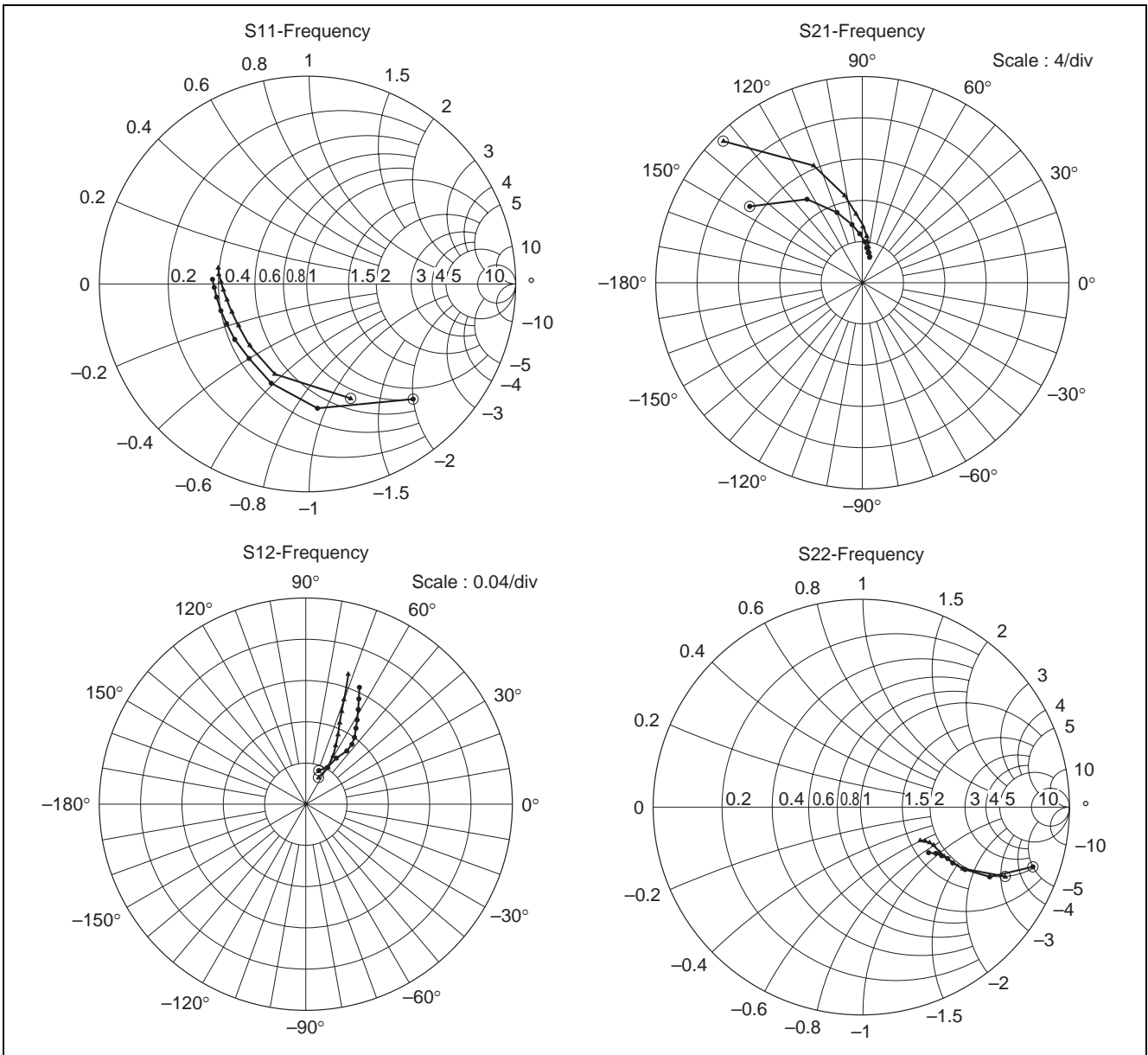


Conversion Gain, Noise Figure
vs. Collector Current

S Parameters (Emitter Common)

Test Condition $V_{CE} = 5\text{ V}$, 100 MHz to 1000 MHz (100 MHz Step), $Z_O = 50\ \Omega$

$I_C = 5\text{ mA}$ ● ——— ●
 $I_C = 10\text{ mA}$ ● ——— ▲



S Parameters (Emitter Common)**Test Condition**

$V_{CE} = 5 \text{ V}, I_C = 5 \text{ mA}, Z_O = 50 \Omega$

Freq. (MHz)	S11		S21		S12		S22	
	MAG.	ANG.	MAG.	ANG.	MAG.	ANG.	MAG.	ANG.
100	0.744	-48.4	13.142	145.9	0.034	67.5	0.876	-19.1
200	0.599	-85.5	9.669	123.5	0.053	55.9	0.702	-28.2
300	0.506	-110.7	7.201	109.5	0.064	52.6	0.586	-30.9
400	0.457	-128.9	5.696	100.6	0.072	52.7	0.520	-31.2
500	0.440	-143.5	4.687	93.9	0.079	54.3	0.480	-31.2
600	0.430	-155.1	3.977	88.1	0.087	57.1	0.452	-31.5
700	0.437	-163.2	3.453	83.5	0.095	59.4	0.432	-31.7
800	0.441	-170.9	3.070	79.1	0.104	61.3	0.417	-32.4
900	0.452	-177.1	2.746	75.4	0.113	63.6	0.402	-33.4
1000	0.462	177.5	2.508	71.9	0.122	65.6	0.390	-34.5

Test Condition

$V_{CE} = 5 \text{ V}, I_C = 10 \text{ mA}, Z_O = 50 \Omega$

Freq. (MHz)	S11		S21		S12		S22	
	MAG.	ANG.	MAG.	ANG.	MAG.	ANG.	MAG.	ANG.
100	0.585	-69.3	19.233	134.4	0.028	63.8	0.768	-25.6
200	0.460	-110.1	12.238	112.6	0.041	58.1	0.564	-31.4
300	0.408	-133.9	8.571	101.3	0.052	60.0	0.468	-30.5
400	0.390	-149.7	6.608	94.5	0.062	62.9	0.420	-29.1
500	0.390	-160.7	5.348	88.7	0.073	65.3	0.394	-28.1
600	0.391	-169.8	4.503	84.4	0.084	67.7	0.375	-27.8
700	0.404	-176.7	3.884	80.3	0.095	69.1	0.361	-27.7
800	0.411	178.0	3.446	76.8	0.107	70.3	0.350	-28.2
900	0.426	173.1	3.069	73.4	0.119	71.5	0.339	-29.0
1000	0.436	169.8	2.803	70.7	0.131	72.2	0.330	-29.7

Y Parameters (Emitter Common)**Test Condition**

$V_{CE} = 5 \text{ V}, I_C = 5 \text{ mA}$

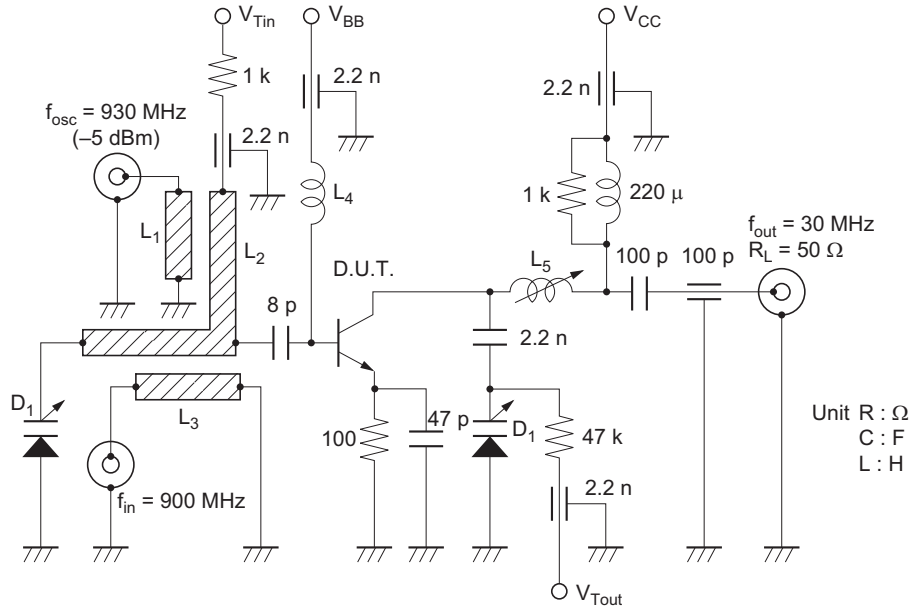
Freq. (MHz)	Yie (mS)		Yfe (mS)		Yre (mS)		Yoe (mS)	
	REAL	IMAG.	REAL	IMAG.	REAL	IMAG.	REAL	IMAG.
100	2.663	5.357	161.804	-34.193	-0.002	-0.425	0.055	0.627
200	5.558	10.174	147.899	-63.499	-0.012	-0.880	0.025	1.270
300	9.651	13.450	125.634	-87.205	-0.041	-1.354	0.026	2.024
400	14.160	15.066	102.261	-102.289	-0.093	-1.820	0.044	2.772
500	18.753	15.624	80.041	-110.827	-0.150	-2.309	0.048	3.510
600	23.019	14.727	57.826	-114.923	-0.214	-2.798	0.124	4.301
700	26.444	13.908	40.437	-113.783	-0.263	-3.305	0.211	4.964
800	29.378	12.040	24.049	-111.316	-0.379	-3.822	0.268	5.828
900	31.931	9.960	10.602	-106.726	-0.466	-4.371	0.407	6.578
1000	33.671	7.667	-0.922	-101.485	-0.586	-4.913	0.524	7.381

Test Condition

$V_{CE} = 5 \text{ V}, I_C = 10 \text{ mA}$

Freq. (MHz)	Yie (mS)		Yfe (mS)		Yre (mS)		Yoe (mS)	
	REAL	IMAG.	REAL	IMAG.	REAL	IMAG.	REAL	IMAG.
100	5.212	6.660	273.909	-97.915	-0.002	-0.430	0.029	0.527
200	10.124	10.767	208.225	-154.453	-0.015	-0.876	0.011	1.307
300	15.094	11.730	141.558	-172.198	-0.044	-1.347	0.047	2.035
400	18.933	10.991	93.174	-169.490	-0.089	-1.817	0.064	2.735
500	21.811	10.074	58.181	-158.809	-0.133	-2.299	0.096	3.501
600	23.927	8.389	32.829	-146.284	-0.195	-2.785	0.173	4.226
700	25.848	7.170	15.188	-134.592	-0.276	-3.302	0.224	5.010
800	26.851	5.955	2.733	-123.322	-0.353	-3.808	0.282	5.760
900	28.097	4.633	-7.642	-113.209	-0.443	-4.375	0.394	6.551
1000	28.686	3.829	-13.979	-104.651	-0.523	-4.908	0.466	7.215

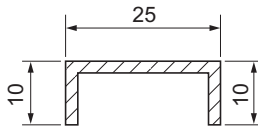
Conversion Gain and Noise Figure Test Circuit



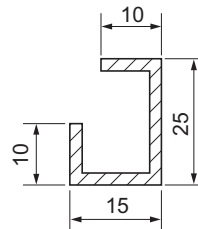
Unit R : Ω
 C : F
 L : H

D_1 : 1 SV 188

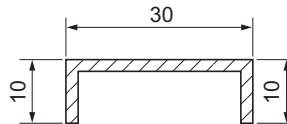
L_1 : ϕ 1 mm Enameled Copper Wire.



L_2 : ϕ 1 mm Enameled Copper Wire.



L_3 : ϕ 1 mm Enameled Copper Wire.

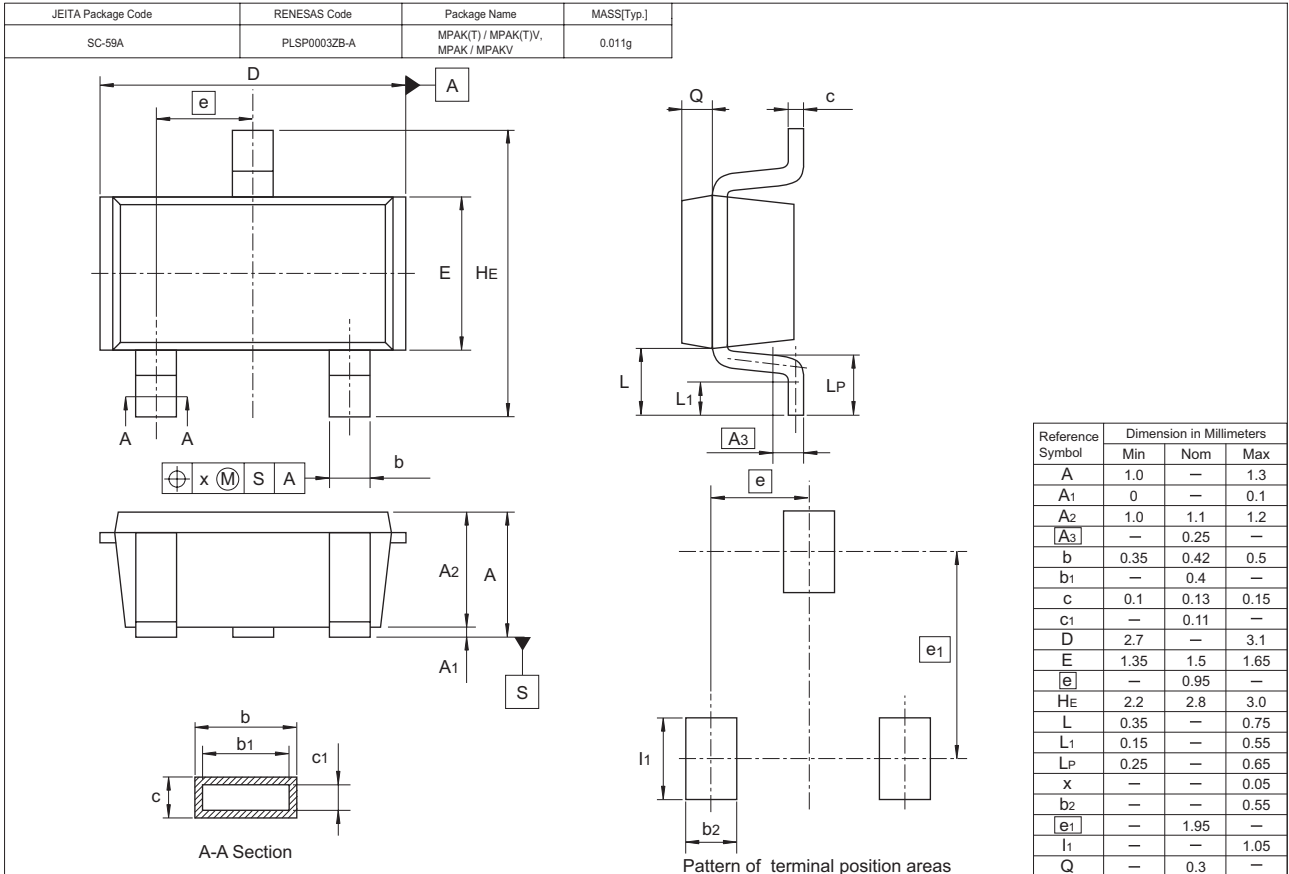


Unit : mm

L_4 : ϕ 0.5 mm Enameled Copper Wire 1 Turn Inside Dia 3 mm

L_5 : Inside Dia 5 mm Bobin, ϕ 0.2 mm Enameled Copper Wire 20 Turns with Ferrite Core.

Package Dimensions



Ordering Information

Part Name	Quantity	Shipping Container
2SC4197TI-TL-E	3000	φ 178 mm Reel, 8 mm Emboss Taping

Note: For some grades, production may be terminated. Please contact the Renesas sales office to check the state of production before ordering the product.

RENESAS Technology Corp. Sales Strategic Planning Div. Nippon Bldg., 2-6-2, Ohte-machi, Chiyoda-ku, Tokyo 100-0004, Japan

Keep safety first in your circuit designs!

1. Renesas Technology Corp. puts the maximum effort into making semiconductor products better and more reliable, but there is always the possibility that trouble may occur with them. Trouble with semiconductors may lead to personal injury, fire or property damage. Remember to give due consideration to safety when making your circuit designs, with appropriate measures such as (i) placement of substitutive, auxiliary circuits, (ii) use of nonflammable material or (iii) prevention against any malfunction or mishap.

Notes regarding these materials

1. These materials are intended as a reference to assist our customers in the selection of the Renesas Technology Corp. product best suited to the customer's application; they do not convey any license under any intellectual property rights, or any other rights, belonging to Renesas Technology Corp. or a third party.
2. Renesas Technology Corp. assumes no responsibility for any damage, or infringement of any third-party's rights, originating in the use of any product data, diagrams, charts, programs, algorithms, or circuit application examples contained in these materials.
3. All information contained in these materials, including product data, diagrams, charts, programs and algorithms represents information on products at the time of publication of these materials, and are subject to change by Renesas Technology Corp. without notice due to product improvements or other reasons. It is therefore recommended that customers contact Renesas Technology Corp. or an authorized Renesas Technology Corp. product distributor for the latest product information before purchasing a product listed herein.
The information described here may contain technical inaccuracies or typographical errors.
Renesas Technology Corp. assumes no responsibility for any damage, liability, or other loss rising from these inaccuracies or errors.
Please also pay attention to information published by Renesas Technology Corp. by various means, including the Renesas Technology Corp. Semiconductor home page (<http://www.renesas.com>).
4. When using any or all of the information contained in these materials, including product data, diagrams, charts, programs, and algorithms, please be sure to evaluate all information as a total system before making a final decision on the applicability of the information and products. Renesas Technology Corp. assumes no responsibility for any damage, liability or other loss resulting from the information contained herein.
5. Renesas Technology Corp. semiconductors are not designed or manufactured for use in a device or system that is used under circumstances in which human life is potentially at stake. Please contact Renesas Technology Corp. or an authorized Renesas Technology Corp. product distributor when considering the use of a product contained herein for any specific purposes, such as apparatus or systems for transportation, vehicular, medical, aerospace, nuclear, or undersea repeater use.
6. The prior written approval of Renesas Technology Corp. is necessary to reprint or reproduce in whole or in part these materials.
7. If these products or technologies are subject to the Japanese export control restrictions, they must be exported under a license from the Japanese government and cannot be imported into a country other than the approved destination.
Any diversion or reexport contrary to the export control laws and regulations of Japan and/or the country of destination is prohibited.
8. Please contact Renesas Technology Corp. for further details on these materials or the products contained therein.



RENESAS SALES OFFICES

<http://www.renesas.com>

Refer to "<http://www.renesas.com/en/network>" for the latest and detailed information.

Renesas Technology America, Inc.

450 Holger Way, San Jose, CA 95134-1368, U.S.A
Tel: <1> (408) 382-7500, Fax: <1> (408) 382-7501

Renesas Technology Europe Limited

Dukes Meadow, Millboard Road, Bourne End, Buckinghamshire, SL8 5FH, U.K.
Tel: <44> (1628) 585-100, Fax: <44> (1628) 585-900

Renesas Technology Hong Kong Ltd.

7th Floor, North Tower, World Finance Centre, Harbour City, 1 Canton Road, Tsimshatsui, Kowloon, Hong Kong
Tel: <852> 2265-6688, Fax: <852> 2730-6071

Renesas Technology Taiwan Co., Ltd.

10th Floor, No.99, Fushing North Road, Taipei, Taiwan
Tel: <886> (2) 2715-2888, Fax: <886> (2) 2713-2999

Renesas Technology (Shanghai) Co., Ltd.

Unit2607 Ruijing Building, No.205 Maoming Road (S), Shanghai 200020, China
Tel: <86> (21) 6472-1001, Fax: <86> (21) 6415-2952

Renesas Technology Singapore Pte. Ltd.

1 Harbour Front Avenue, #06-10, Keppel Bay Tower, Singapore 098632
Tel: <65> 6213-0200, Fax: <65> 6278-8001

Renesas Technology Korea Co., Ltd.

Kukje Center Bldg. 18th Fl., 191, 2-ka, Hangang-ro, Yongsan-ku, Seoul 140-702, Korea
Tel: <82> 2-796-3115, Fax: <82> 2-796-2145

Renesas Technology Malaysia Sdn. Bhd.

Unit 906, Block B, Menara Amcorp, Amcorp Trade Centre, No.18, Jalan Persiaran Barat, 46050 Petaling Jaya, Selangor Darul Ehsan, Malaysia
Tel: <603> 7955-9390, Fax: <603> 7955-9510