

HIGH SPEED SWITCHING.

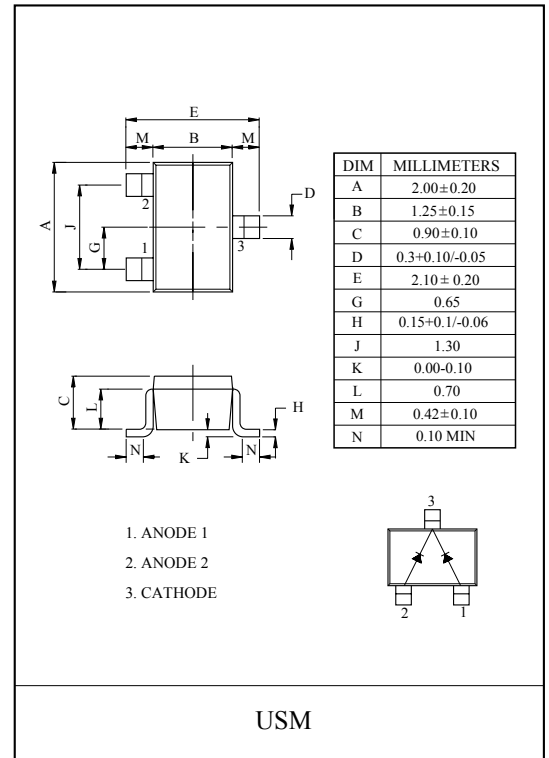
FEATURES

- Low Forward Voltage : $V_F=0.25(\text{Typ.}) @ I_F=5\text{mA}$
- Small Package : USM.

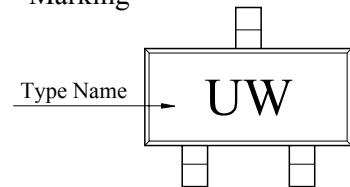
MAXIMUM RATING (Ta=25°C)

CHARACTERISTIC	SYMBOL	RATING	UNIT
Maximum (Peak) Reverse Voltage	V_{RM}	15	V
Reverse Voltage	V_R	10	V
Maximum (Peak) Forward Current	I_{FM}	100 *	mA
Average Forward Current	I_O	50 *	mA
Surge Current (10ms)	I_{FSM}	1 *	A
Power Dissipation	P_D	100	mW
Junction Temperature	T_j	125	°C
Storage Temperature Range	T_{stg}	-55 ~ 125	°C
Operating Temperature Range	T_{opr}	-40 ~ 100	°C

* : Unit Rating. Total Rating=Unit Rating × 1.5



Marking

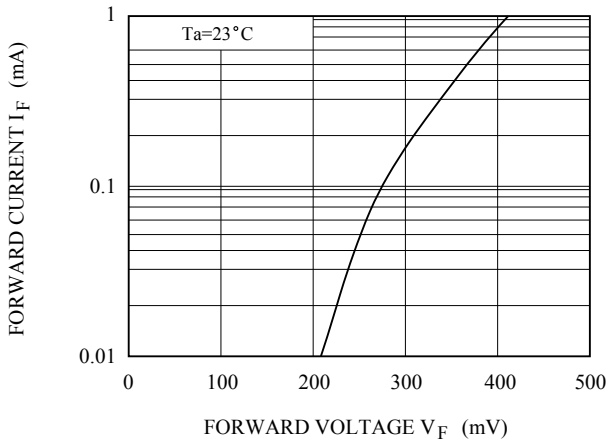


ELECTRICAL CHARACTERISTICS (Ta=25°C)

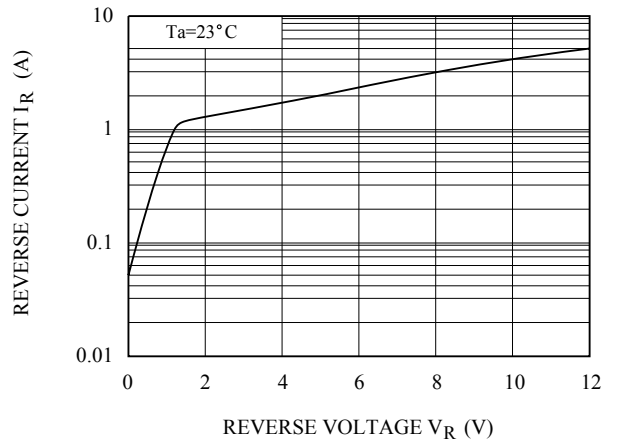
CHARACTERISTIC	SYMBOL	TEST CONDITION	MIN.	TYP.	MAX.	UNIT
Forward Voltage	$V_{F(1)}$	$I_F=1\text{mA}$	-	0.21	-	V
	$V_{F(2)}$	$I_F=5\text{mA}$	-	0.25	0.30	
	$V_{F(3)}$	$I_F=50\text{mA}$	-	0.35	0.50	
Reverse Current	I_R	$V_R=10\text{V}$	-	-	20	μA
Total Capacitance	C_T	$V_R=0\text{V}, f=1\text{MHz}$	-	13	40	pF

KDR331

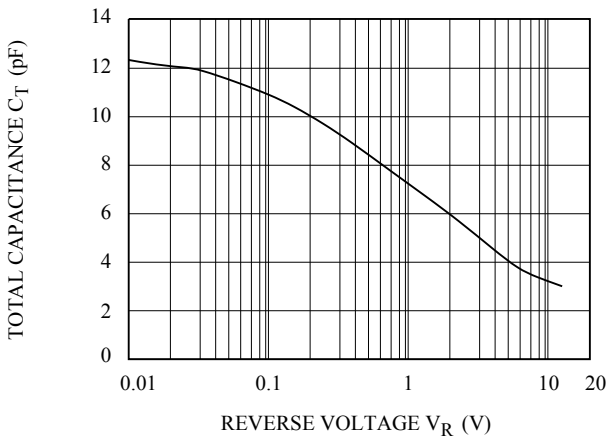
$I_F - V_F$



$I_R - V_R$



$C_T - V_R$



$P - T_a$

