

LOW POWER RECTIFICATION  
FOR SWITCHING POWER SUPPLY.

### FEATURES

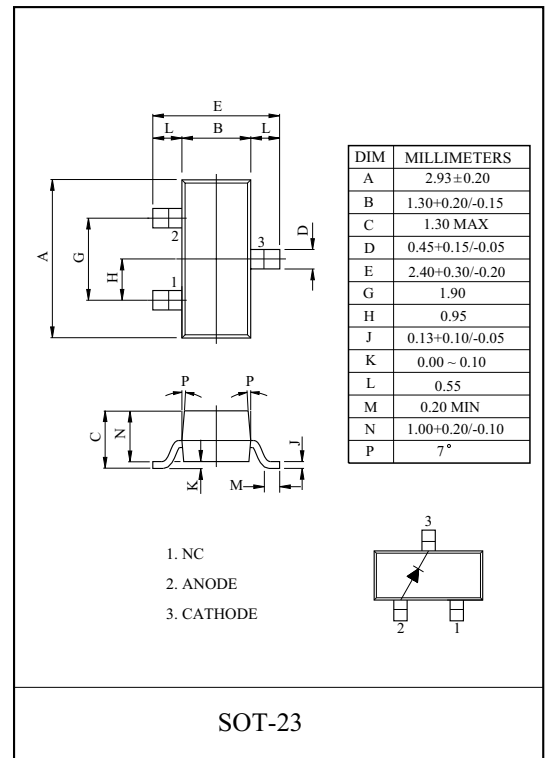
- Small Surface Mounting Type. (SOT-23)
- Low Forward Voltage :  $V_F \text{ max}=0.5\text{V}$
- High Reliability

### CONSTRUCTION

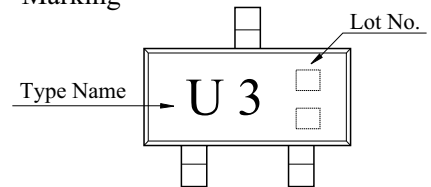
- Silicon epitaxial planar.

### MAXIMUM RATING ( $T_a=25^\circ\text{C}$ )

CHARACTERISTIC	SYMBOL	RATING	UNIT
Peak Reverse Voltage	$V_{RM}$	40	V
DC Reverse Voltage	$V_R$	20	V
Average Forward Current	$I_O$	0.5	A
Peak Forward Surge Current	$I_{FSM}$	3	A
Junction Temperature	$T_j$	125	$^\circ\text{C}$
Storage Temperature Range	$T_{stg}$	-40 ~ +125	$^\circ\text{C}$



### Marking

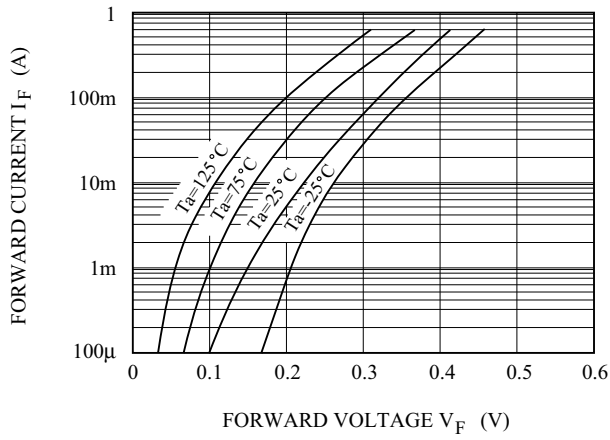


### ELECTRICAL CHARACTERISTICS ( $T_a=25^\circ\text{C}$ )

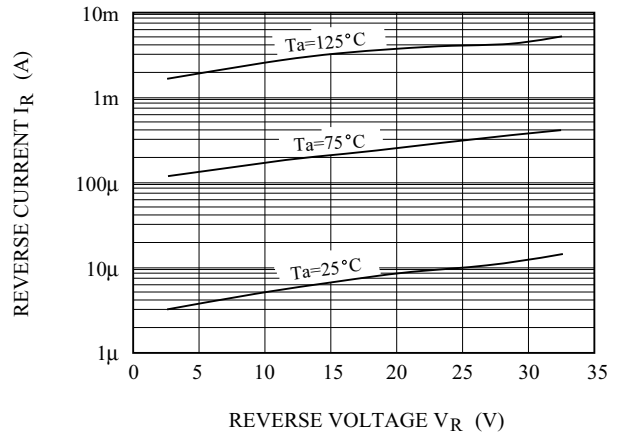
CHARACTERISTIC	SYMBOL	TEST CONDITION	MIN.	TYP.	MAX.	UNIT
Forward Voltage	$V_F(1)$	$I_F=10\text{mA}$	-	-	0.3	V
	$V_F(2)$	$I_F=500\text{mA}$	-	-	0.5	V
Reverse Current	$I_R$	$V_R=10\text{V}$	-	-	30	$\mu\text{A}$
Total Capacitance	$C_T$	$V_R=10\text{V}, f=1\text{MHz}$	-	20	-	pF

# KDR411S

$I_F - V_F$



$I_R - V_R$



$C_T - V_R$

