



**CHENMKO ENTERPRISE CO.,LTD**

**1SS355PT**

**SURFACE MOUNT  
SWITCHING DIODE**

**VOLTAGE 90 Volts CURRENT 0.1 Ampere**

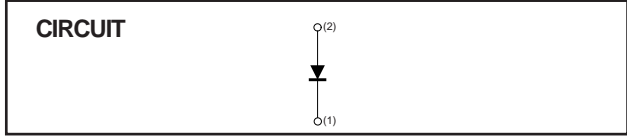
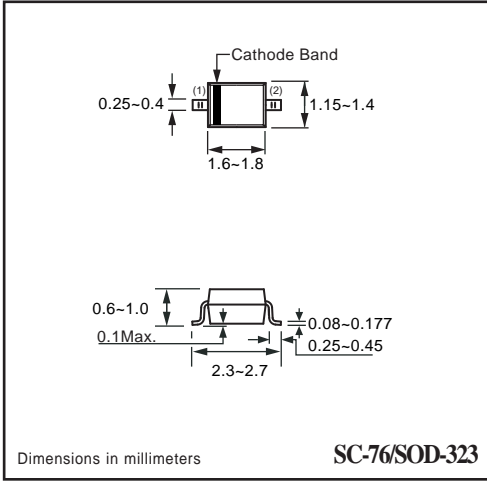
*Lead free devices*

**APPLICATION**  
\* Ultra high speed switching

**FEATURE**  
\* Small surface mounting type. (SC-76/SOD-323)  
\* High speed. (TRR=1.2nSec Typ.)  
\* Suitable for high packing density.  
\* Peak forward current is 225mA.  
\* High reliability with high surge current handling capability.  
\* Lead free devices

**CONSTRUCTION**  
\* Silicon epitaxial planar

**MARKING**  
\* 5D



**MAXIMUM RATINGS** ( At TA = 25°C unless otherwise noted )

RATINGS	SYMBOL	1SS355PT	UNITS
Maximum Recurrent Peak Reverse Voltage	VRRM	90	Volts
Maximum RMS Voltage	VRMS	63	Volts
Maximum DC Blocking Voltage	VDC	80	Volts
Maximum Average Forward Rectified Current	Io	0.1	Amps
Peak Forward Surge Current at 1Sec.	IFSM	0.5	Amps
Typical Junction Capacitance between Terminal (Note 1)	CJ	3.0	pF
Maximum Reverse Recovery Time (Note 2)	TRR	4.0	nSec
Maximum Operating Temperature Range	TJ	+125	°C
Storage Temperature Range	TSTG	-55 to +125	°C

**ELECTRICAL CHARACTERISTICS** ( At TA = 25°C unless otherwise noted )

CHARACTERISTICS	SYMBOL	1SS355PT	UNITS
Maximum Instantaneous Forward Voltage at If= 100mA	VF	1.20	Volts
Maximum Average Reverse Current at VR= 80V	IR	0.1	uAmps

NOTES : 1. Measured at 1.0 MHz and applied reverse voltage of 6.0 volts.  
2. Measured at applied forward current of 10mA and reverse voltage of 6.0 volts.  
3. ESD sensitive product handling required.

## RATING CHARACTERISTIC CURVES ( 1SS355PT )

FIG. 1 - FORWARD CHARACTERISTICS

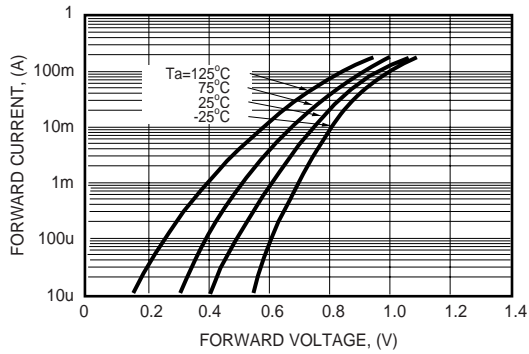


FIG. 2 - REVERSE CHARACTERISTICS

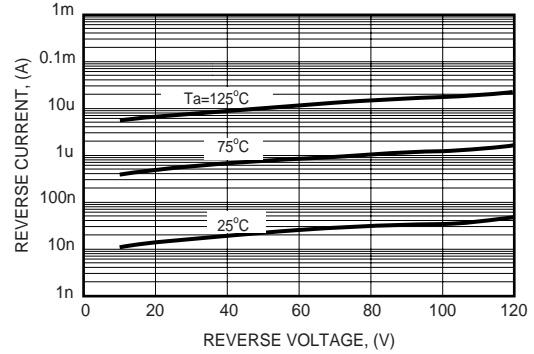


FIG. 3 - TYPICAL JUNCTION CAPACITANCE

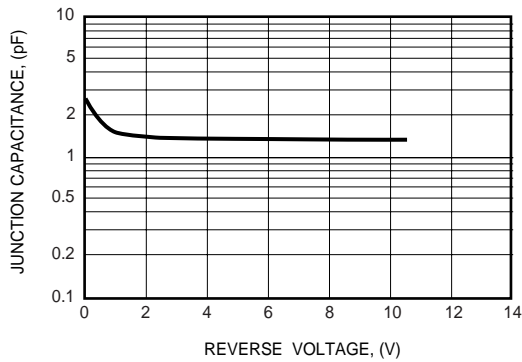


FIG. 4 - REVERSE RECOVERY TIME CHARACTERISTICS

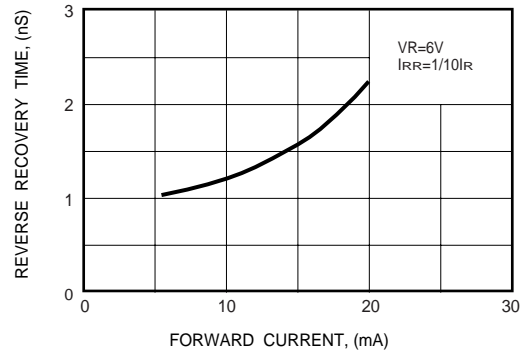


FIG. 5 - MAXIMUM NON-REPETITIVE FORWARD SURGE CURRENT

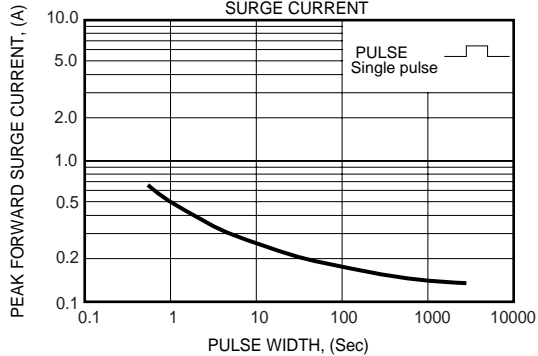


FIG. 6 - REVERSE RECOVERY TIME MEASUREMENT CIRCUIT

