

### Description

- Time Delay surface mount fuse capable of replacing glass tube fuses in certain applications
- Environmentally rugged, complies with EIA-IS-722 Standard
- Solder Immersion Compatible
- Targeted for Consumer Electronics

ELECTRICAL CHARACTERISTICS	
% of Amp Rating	Opening Time
100%	4 Hours Minimum
200%	1 Second Minimum
200%	2-4 Seconds Typical
200%	60 Seconds Maximum

### Agency Information


- UL Recognition Guide & File numbers: JDYX2 & E19180.
- CSA Component Acceptance: 053787 C 000 & Class No: 1422 30.

### Environmental Data

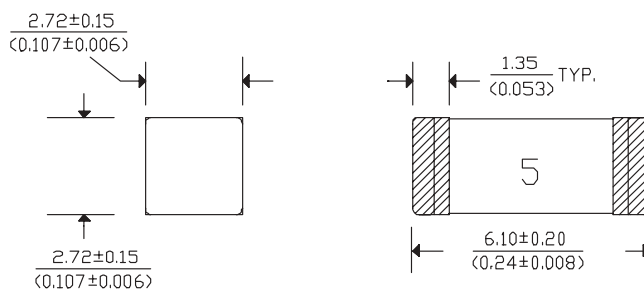
- Life Test: MIL-STD-202, Method 108A, Test Condition D
- Load Humidity: MIL-STD-202, Method 103B
- Moisture Resistance: MIL-STD-202, Method 106E
- Thermal Shock: MIL-STD-202, Method 107D, air-to-air
- Case Resistance: EIA/IS-722
- Resistance to Dissolution of Metallization: ANSI J-STD-002, Test D
- Mechanical Shock: MIL-STD-202, Method 213B, Test Condition A
- High Frequency Vibration: MIL-STD-202, Method 204D, Test Condition D
- Resistance to Solvents: MIL-STD-202, Method 215A

### Ordering

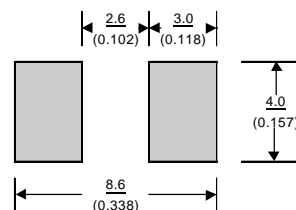
- Specify product code and packaging code



### Dimensions mm/(inches)



### Land Pattern



### Soldering Method

- Wave Immersion: 260°C, 3 sec max.
- Infrared: 260°C, 30 sec max.

## SPECIFICATIONS

Product Code	Voltage Rating		Interrupting Rating*		DC Cold Resistance** (ohms)			Typical Melting I <sup>†</sup> †	Typical Voltage Drop‡
	AC	DC	125VAC	60VDC	min.	typ.	max.		
6125TD500mA	125V	60V	50A	50A	.3350	.4025	.4700	0.716	245 mV
6125TD750mA	125V	60V	50A	50A	.2000	.2350	.2700	1.07	250 mV
6125TD1A	125V	60V	50A	50A	.1350	.1680	.2000	2.88	256 mV
6125TD1.5A	125V	60V	50A	50A	.0550	.0630	.0700	2.35	125 mV
6125TD2A	125V	60V	50A	50A	.0380	.0480	.0580	9.45	133 mV
6125TD2.5A	125V	60V	50A	50A	.0280	.0350	.0420	16.2	130 mV
6125TD3A	125V	60V	50A	50A	.0225	.0263	.0300	15.3	97 mV
6125TD3.5A	125V	60V	50A	50A	.0170	.0195	.0220	14.5	95 mV
6125TD4A	125V	60V	50A	50A	.0160	.0185	.0210	38.8	106 mV
6125TD5A	125V	60V	50A	50A	.0115	.0133	.0150	34.4	100 mV
6125TD7A	125V	60V	50A	50A	.0073	.0087	.0100	90.2	99 mV

\* AC Interrupting Rating (Measured at designated voltage, 100% power factor); DC Interrupting Rating (Measured at designated voltage, time constant of less than 50 microseconds, battery source)

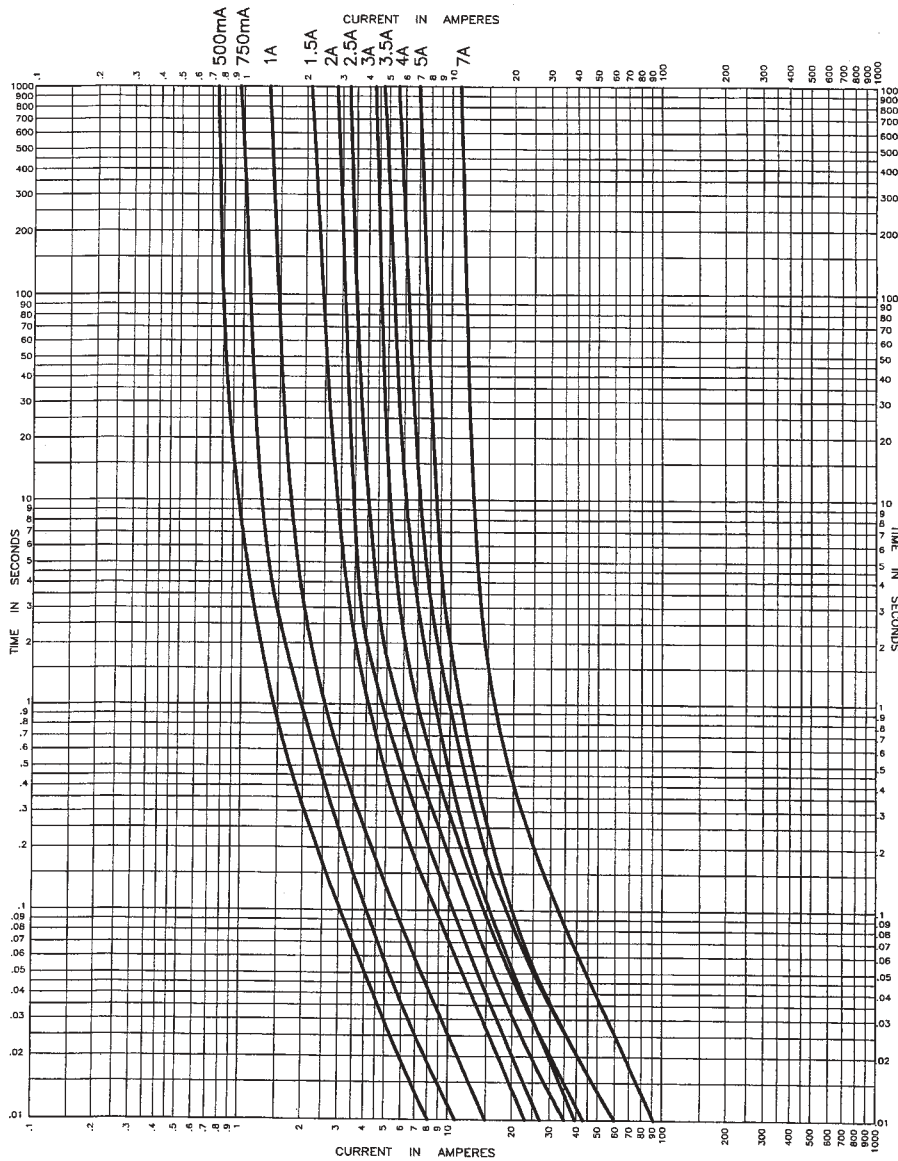
\*\* DC Cold Resistance (Measured at 10% of rated current)

† Typical Melting I<sup>†</sup>† (Measured with a battery bank at rated DC voltage, 10x-rated current (not to exceed IR), time constant of calibrated circuit less than 50 microseconds)

‡ Typical Voltage Drop (Measured at rated current after temperature stabilizes)

Device designed to carry rated current for four hours minimum. An operating current of 80% or less of rated current is recommended, with further derating required at elevated ambient temperatures.

**TIME CURRENT CURVE**



PACKAGING CODE	
Packaging Code	Description
SP2	50 piece sample
TR1	Standard Package: (This is an insert) 1000 pieces of fuses on 12mm tape-and-reel on a 7 inch (177mm) reel per EIA Standard 481