

VARIABLE CAPACITANCE DIODE

FEATURES

- Very Small URD Surface Mount Package
- Very Low Operating Voltage (1 to 8 V)
- Large Capacitance Ratio (A = 7.0 minimum)
- Excellent Linearity (CV Curve)
- Very Small Capacitance Deviation at Tape/Reel

APPLICATIONS

- Communications Equipment
- Multi-Channel Cordless Telephone
- Voltage Controlled Oscillator
- UHF Wireless Communication Systems

DESCRIPTION

The KV1811E is a variable capacitance diode designed for UHF applications.

The KV1811E is available in a very small URD Surface Mount Package.


CLASSIFICATION

(Unit: pF)

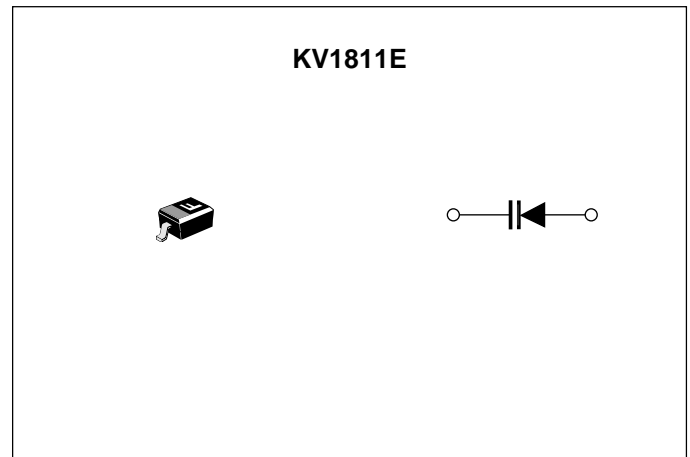
C		RANK				
		3	4	5	6	7
C ₁	MIN	19.51	20.22	21.03	21.83	22.64
	MAX	20.42	21.23	22.03	22.84	23.55

Note: Rank is determined after testing and marked on the reel. All the diodes on a reel have the same rank, but rank can not be specified when ordering.

ORDERING INFORMATION

KV1811E  Tape/Reel Code

TAPE/REEL CODE
TR: Tape Right



KV1811E

ABSOLUTE MAXIMUM RATINGS

Reverse Voltage 25 V Storage Temperature Range -55 to +150 °C
Forward Current 10 mA Operating Temperature Range -55 to +85 °C
Power Dissipation 50 mW

ELECTRICAL CHARACTERISTICS

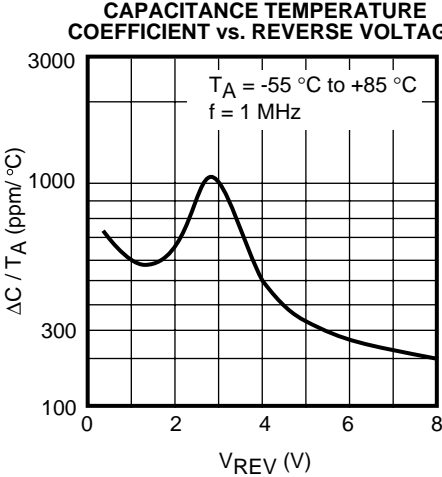
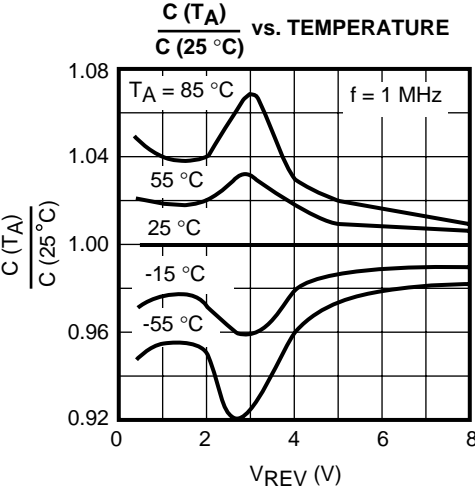
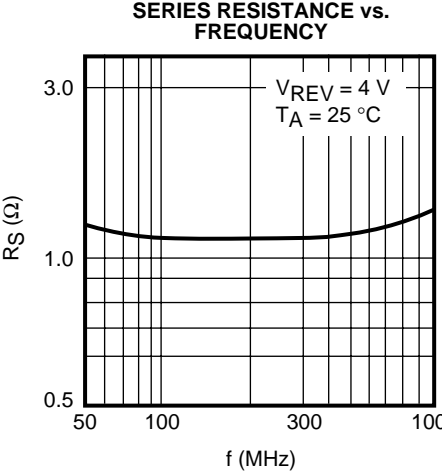
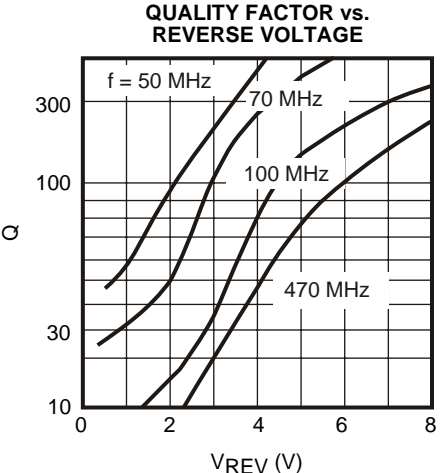
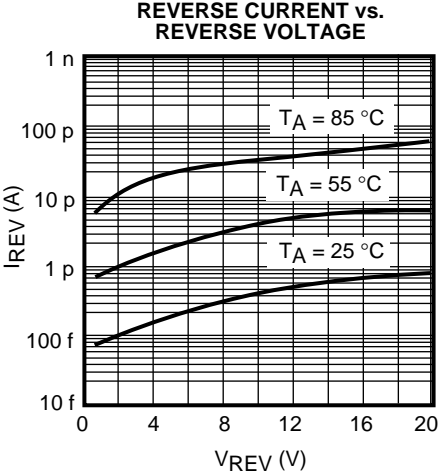
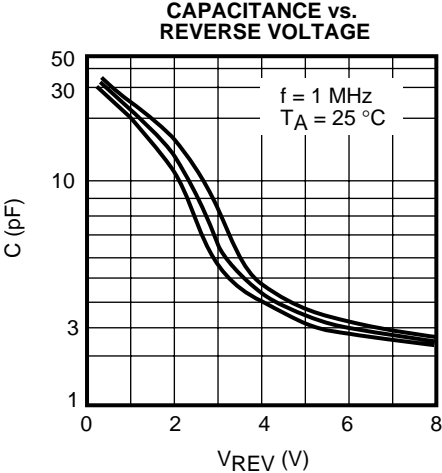
Test conditions: $T_A = 25\text{ °C}$

SYMBOL	PARAMETER	TEST CONDITIONS	MIN	TYP	MAX	UNITS
V_{REV}	Reverse Voltage	$I_{REV} = 10\ \mu\text{A}$	20			V
I_{REV}	Reverse Current	$V_{REV} = 16\ \text{V}$			5.0	nA
C_1	Diode Capacitance 1	$V_{REV} = 1\ \text{V}, f = 1\ \text{MHz}$	19.51	21.50	23.55	pF
C_8	Diode Capacitance 8	$V_{REV} = 8\ \text{V}, f = 1\ \text{MHz}$	2.14	2.50	2.92	pF
R_S	Series Resistance	$C = 8\ \text{pF}, f = 470\ \text{MHz}$			1.8	Ω
A	Capacitance Ratio	C_1 / C_8	7.0			

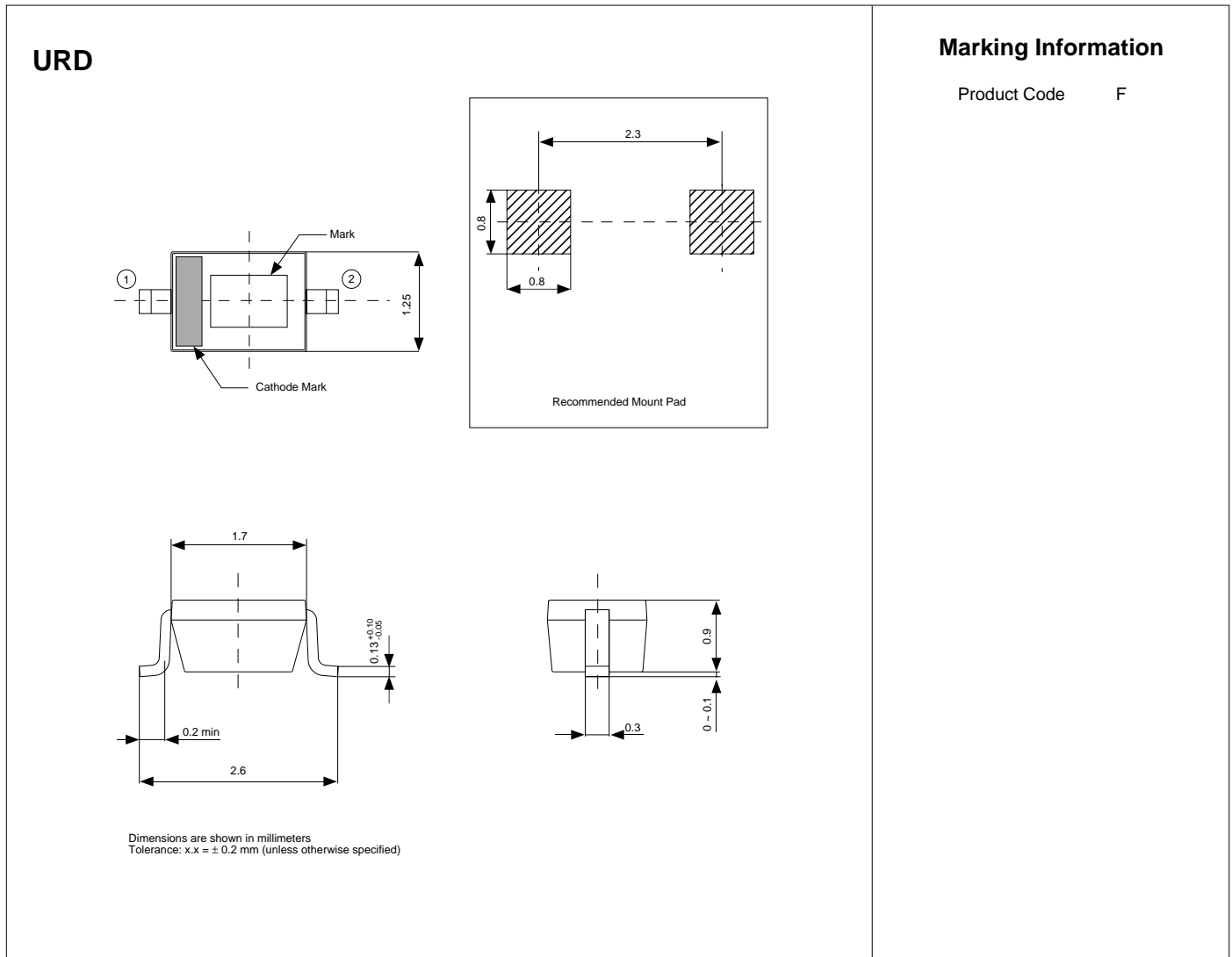
Note 1: Diode Capacitance measured with HP 4279A or equivalent instruments (at OSC level 20 mVrms, $\pm 5\ \text{mVrms}$).

Note 2: Series Resistance measured with HP 4191A or equivalent instruments.

TYPICAL PERFORMANCE CHARACTERISTICS



PACKAGE OUTLINE



Toko America, Inc. Headquarters
1250 Feehanville Drive, Mount Prospect, Illinois 60056
Tel: (847) 297-0070 Fax: (847) 699-7864

TOKO AMERICA REGIONAL OFFICES

Midwest Regional Office
Toko America, Inc.
1250 Feehanville Drive
Mount Prospect, IL 60056
Tel: (847) 297-0070
Fax: (847) 699-7864

Western Regional Office
Toko America, Inc.
2480 North First Street, Suite 260
San Jose, CA 95131
Tel: (408) 432-8281
Fax: (408) 943-9790

Eastern Regional Office
Toko America, Inc.
107 Mill Plain Road
Danbury, CT 06811
Tel: (203) 748-6871
Fax: (203) 797-1223

Semiconductor Technical Support
Toko Design Center
4755 Forge Road
Colorado Springs, CO 80907
Tel: (719) 528-2200
Fax: (719) 528-2375

Visit our Internet site at <http://www.tokoam.com>

The information furnished by TOKO, Inc. is believed to be accurate and reliable. However, TOKO reserves the right to make changes or improvements in the design, specification or manufacture of its products without further notice. TOKO does not assume any liability arising from the application or use of any product or circuit described herein, nor for any infringements of patents or other rights of third parties which may result from the use of its products. No license is granted by implication or otherwise under any patent or patent rights of TOKO, Inc.