

SE046(0.95A)

T-03-11

SCHOTTKY BARRIER DIODE

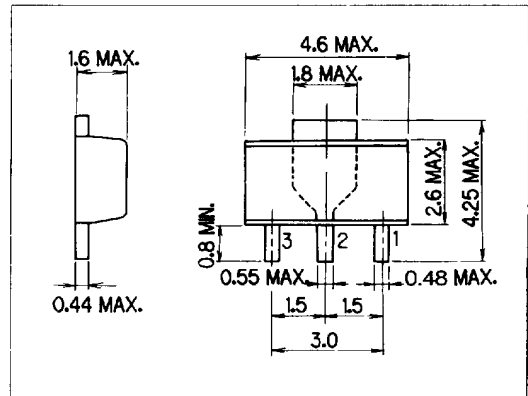
Features

- Surface mount device
- Low V_F
- Super high speed switching.
- High reliability by planer design.

Applications

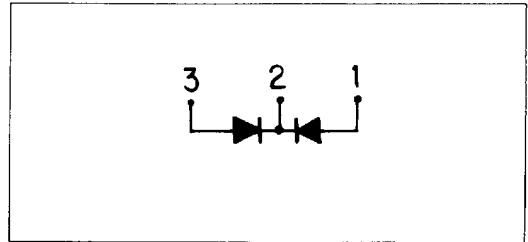
- High speed power switching.

Outline Drawings



JEDEC	—
EIAJ	SC-62 (SOT89)

Connection Diagram



Maximum Ratings and Characteristics

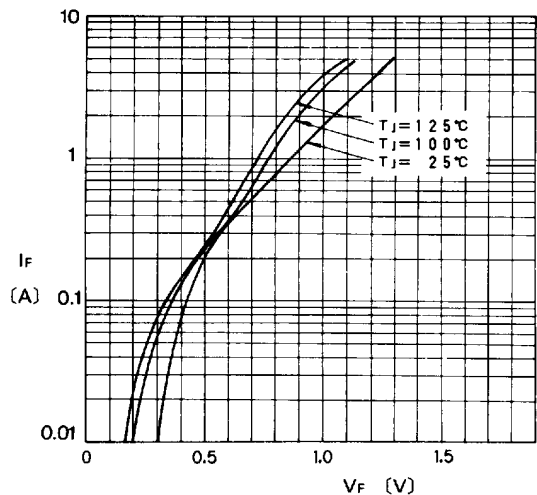
Absolute Maximum Ratings

Items	Symbols	Conditions	Ratings	Units
Repetitive Peak Reverse Voltage	V_{RRM}		60	V
Non-Repetitive Peak Reverse Voltage	V_{RSM}	$t_w = 500\text{ns}$ duty = $\frac{1}{10}$	60	V
Average Output Current	I_o	$T_a = 25^\circ\text{C}$ Resistive Load	0.95*	A
Surge Current	I_{FSM}	10ms Sine wave	5	A
Operating Junction Temperature	T_j		-40~+125	$^\circ\text{C}$
Storage Temperature	T_{stg}		-40~+125	$^\circ\text{C}$

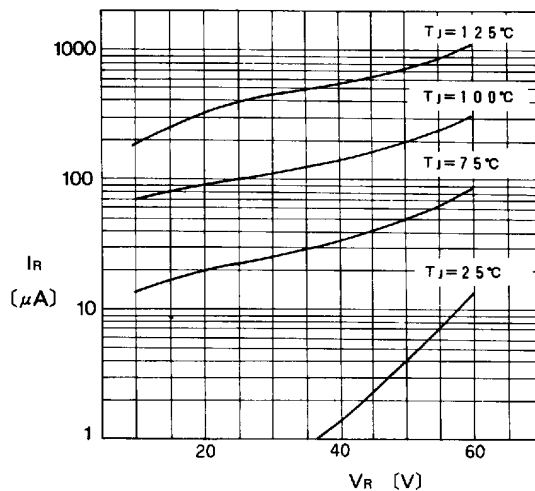
Electrical Characteristics ($T_a = 25^\circ\text{C}$ Unless otherwise specified) * Mounted to glass fabric base epoxy resin printed circuits

Items	Symbols	Conditions	Max.	Units
Forward Voltage Drop	V_{FM}	$I_{FM} = 0.3\text{A}$	0.58	V
Reverse Current	I_{RRM}	$V_R = V_{RRM}$	1.0	mA
Thermal Resistance	$R_{th(j-a)}$	junction to ambient	110*	$^\circ\text{C/W}$

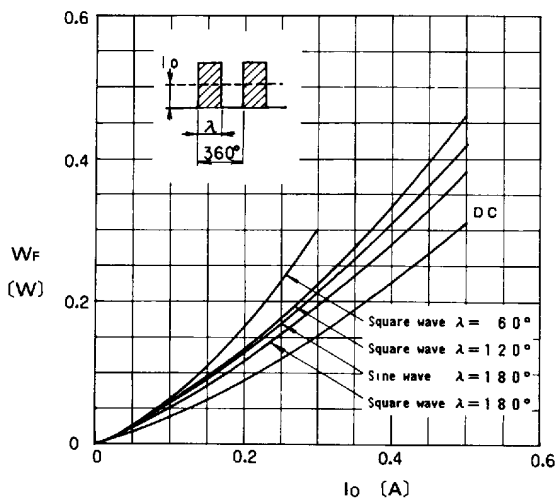
SE046(0.95A) Characteristics



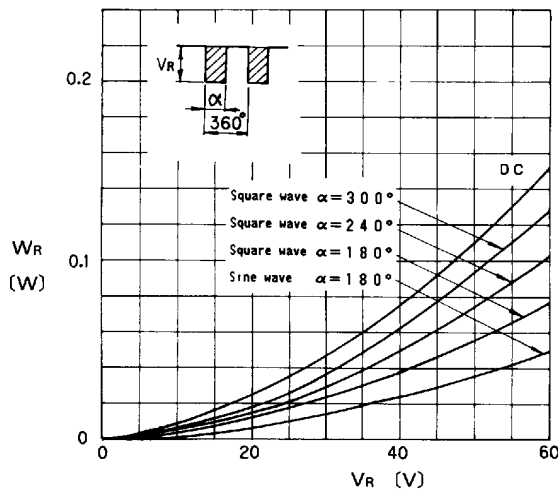
Forward Characteristics



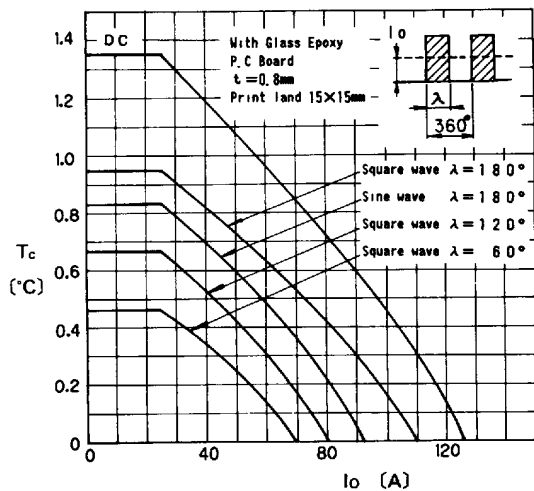
Reverse Characteristics



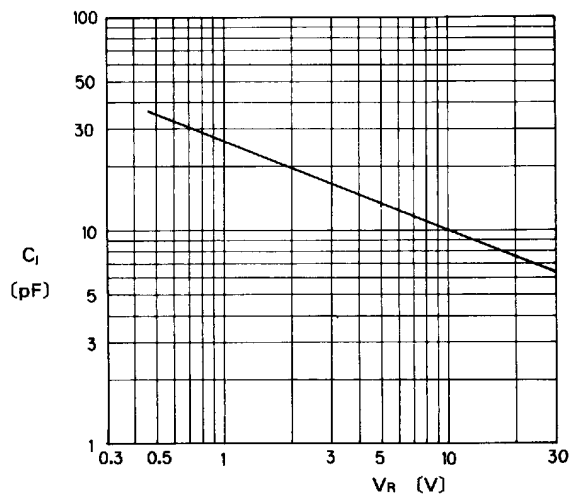
Forward Power Dissipation



Reverse Power Dissipation

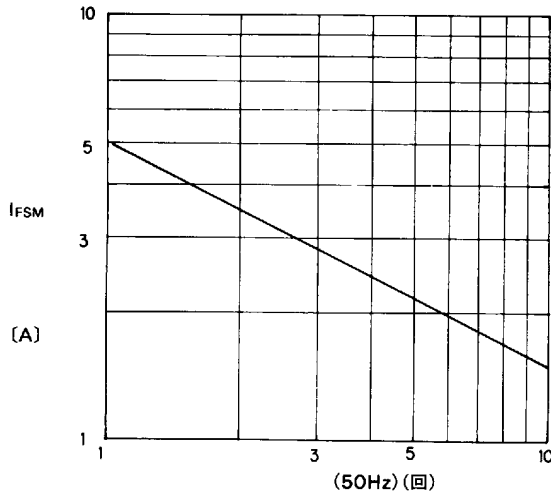


Output Current-Case Temperature

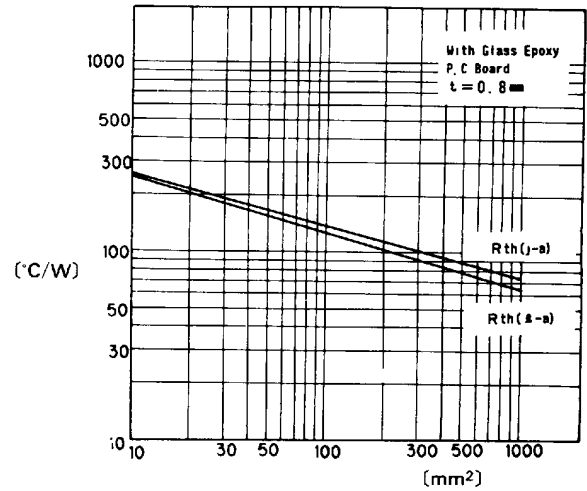


Junction Capacitance Characteristics

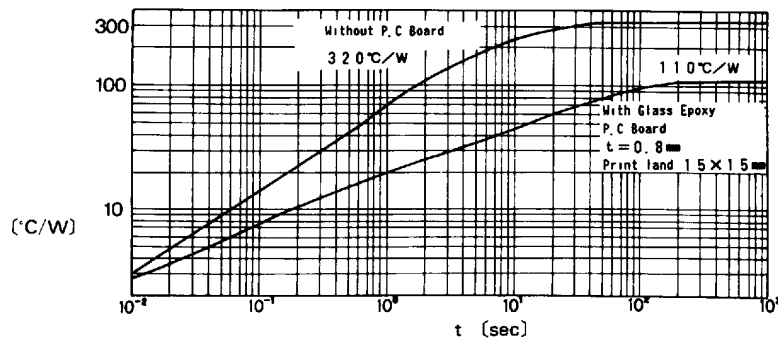
SE046(0.95A)



Surge Capability



Thermal Resistance Print Land



Transient Thermal Impedance