

Chip Beads(SMD) For Power Line

Conformity to RoHS Directive

ZBFS Series

FEATURES

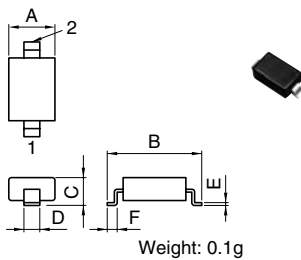
- Good high frequency characteristics due to low distributed capacitance. Effective as a noise absorbing element due to distributed resistance at high frequencies.
- Height of the miniaturized surface mount bead has been kept 2mm max.

APPLICATIONS

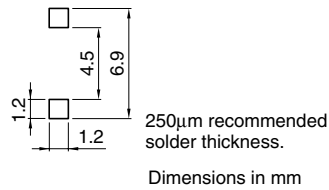
Personal computers, communications equipment, word processors, digital telephones, electronic games, hard disk drives, electronic music instruments, copiers and facsimiles, and other electronic equipment.

SHAPES AND DIMENSIONS

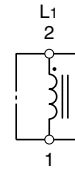
ZBFS5105-PT-01



RECOMMENDED PC BOARD PATTERN



CIRCUIT DIAGRAM



Part No.	Dimensions in mm					
	A	B	C	D	E	F
ZBFS5105-PT-01*	2.8max.	6±0.5	2max.	(1)	(0.15)	(0.6)

* The "-01" designation at the end of the product code indicates Lead-free compatible product.

ELECTRICAL CHARACTERISTICS

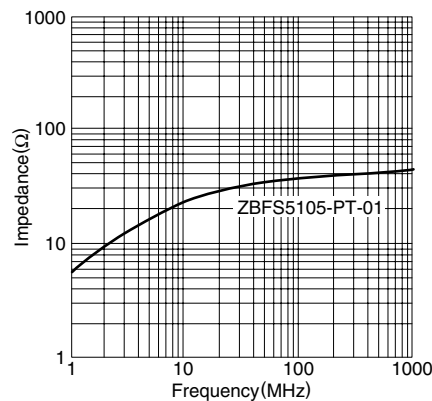
Part No.	ZBFS5105-PT-01
Rated current (A)	6max.
DC resistance (Ω)[Each line]	0.05max.
Operating temperature range (°C)	-25 to +85
Impedance(Ω)[+5 to +35°C]	20min.[20 to 500MHz]

PACKING STYLE AND QUANTITIS

Packaging style	Quantity
Taping	2000 pieces/reel

TYPICAL ELECTRICAL CHARACTERISTICS

IMPEDANCE vs. FREQUENCY CHARACTERISTICS



• Conformity to RoHS Directive: This means that, in conformity with EU Directive 2002/95/EC, lead, cadmium, mercury, hexavalent chromium, and specific bromine-based flame retardants, PBB and PBDE, have not been used, except for exempted applications.

• All specifications are subject to change without notice.