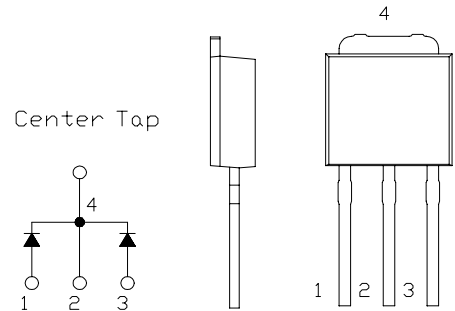


SBD Type : EA60QC04

OUTLINE DRAWING

FEATURES

- * TO-251AA Case
- * Dual Diodes Cathode Common
- * Low Forward Voltage drop
- * Low Power Loss
- * High Surge Capability
- * 30 Volts thru 100 Volts Types Available



Maximum Ratings

Approx Net Weight:0.35g

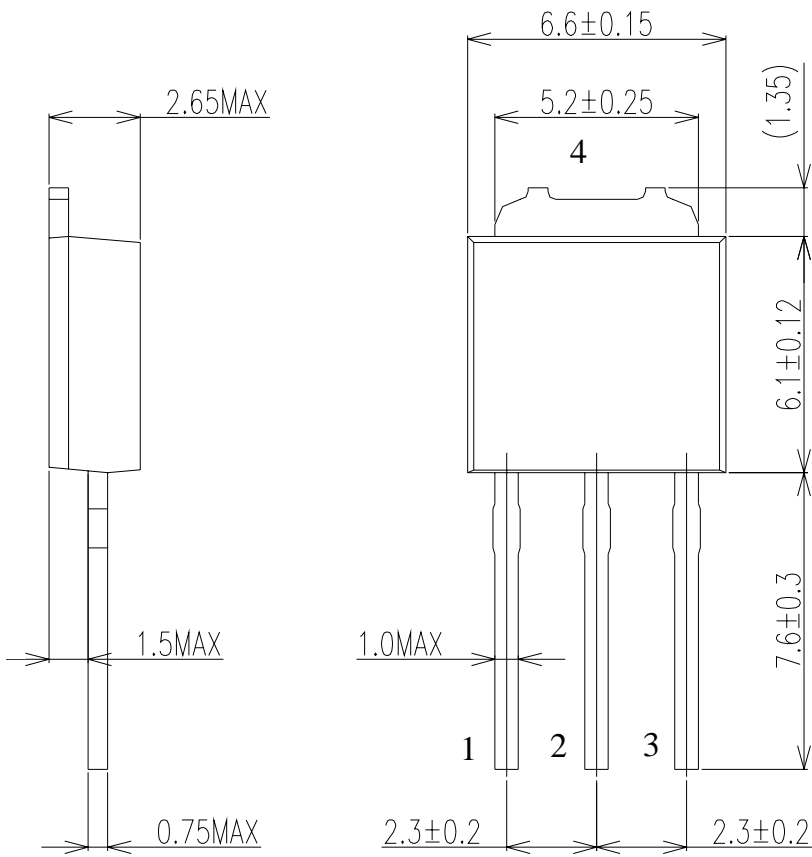
| Rating | | Symbol | EA60QC04 | | | Unit |
|--------------------------------------|---------------------|--------------|---------------|---|------------------------------------|-------------|
| Repetitive Peak Reverse Voltage | | V_{RRM} | 40 | | | V |
| Non-repetitive Peak Reverse Voltage | | V_{RSM} | 45 | | | V |
| Average Rectified Output Current | P.C.Board mounted * | I_O | 2.0 | $T_a=20^{\circ}C$ | 50Hz Full Sine Wave Resistive Load | A |
| | - | | 6.0 | $T_c=118^{\circ}C$ | | |
| RMS Forward Current | | $I_{F(RMS)}$ | 6.66 | | | A |
| Surge Forward Current | | I_{FSM} | 45 | 50Hz Full Sine Wave, 1cycle, Non-repetitive | | A |
| Operating Junction Temperature Range | | T_{jw} | - 40 to + 150 | | | $^{\circ}C$ |
| Storage Temperature Range | | T_{stg} | - 40 to + 150 | | | $^{\circ}C$ |

Electrical • Thermal Characteristics

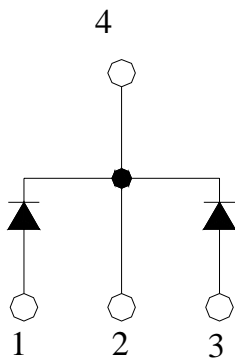
| Characteristics | | Symbol | Conditions | Min | Typ | Max | Unit |
|----------------------|---------------------|---------------|---|-----|-----|------|---------------|
| Peak Reverse Current | | I_{RM} | $T_j=25^{\circ}C, V_{RM}=V_{RRM}$ per Arm | - | - | 3.0 | mA |
| Peak Forward Voltage | | V_{FM} | $T_j=25^{\circ}C, I_{FM}= 3 A$ per Arm | - | - | 0.55 | V |
| Thermal Resistance | Junction to Ambient | $R_{th(j-a)}$ | P.C.Board mounted * | - | - | 80 | $^{\circ}C/W$ |
| | Junction to Case | $R_{th(j-c)}$ | - | - | - | 5 | $^{\circ}C/W$ |

* Print Land = 20x20 mm

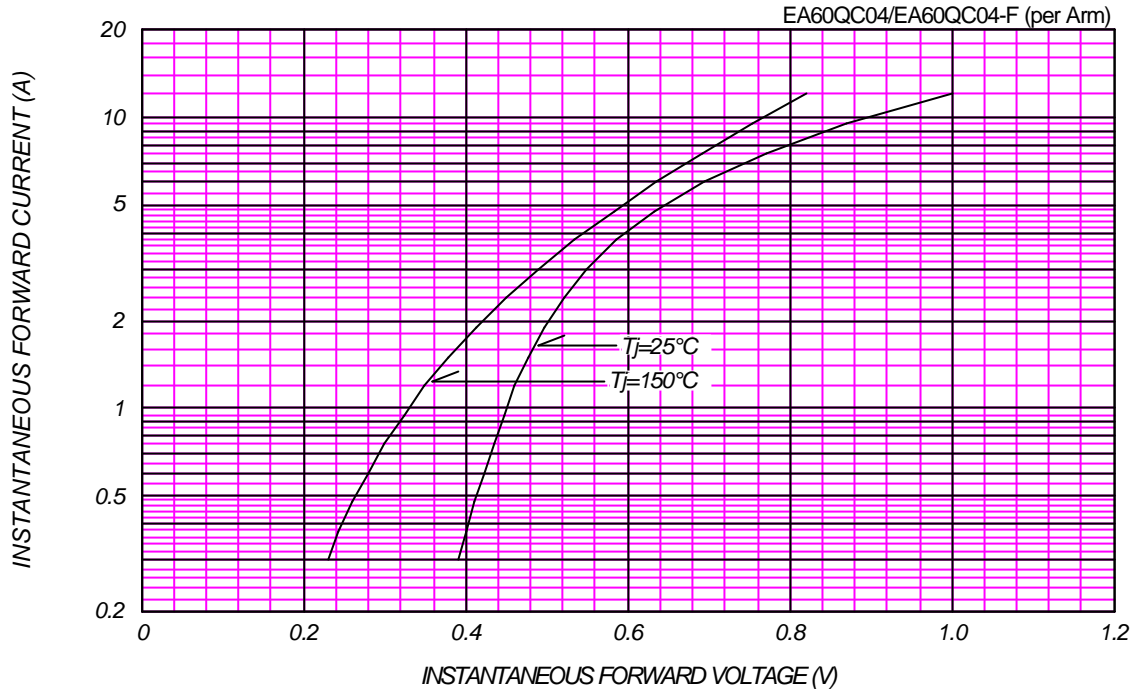
EA60QC04 OUTLINE DRAWING (Dimensions in mm)



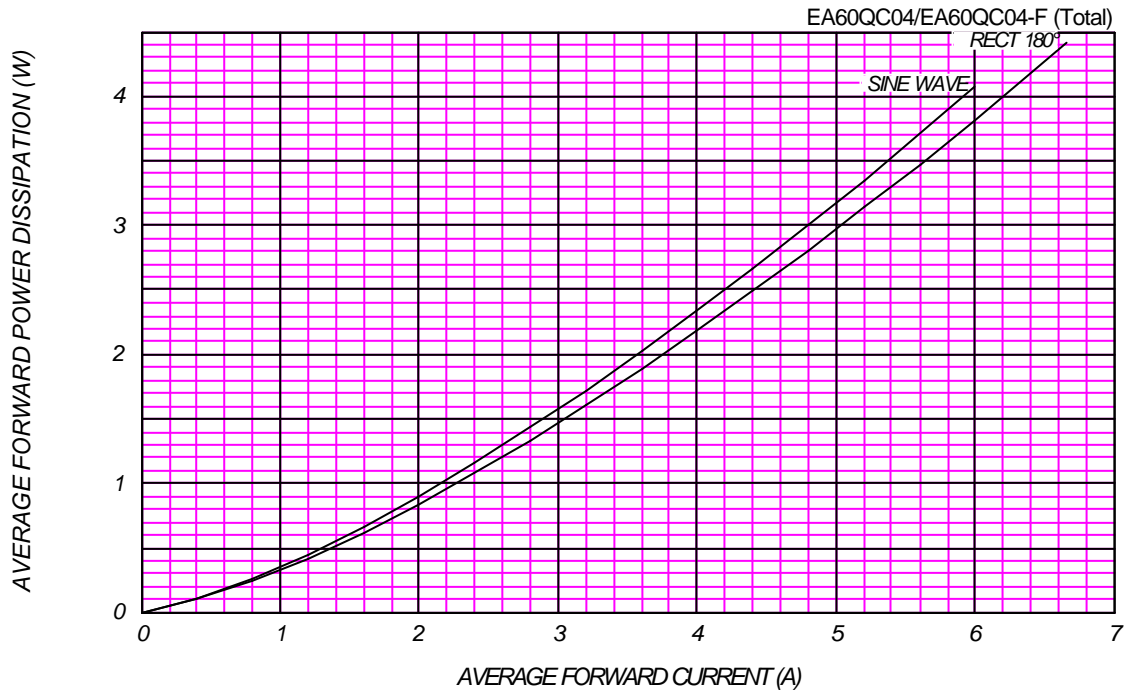
Center Tap



FORWARD CURRENT VS. VOLTAGE



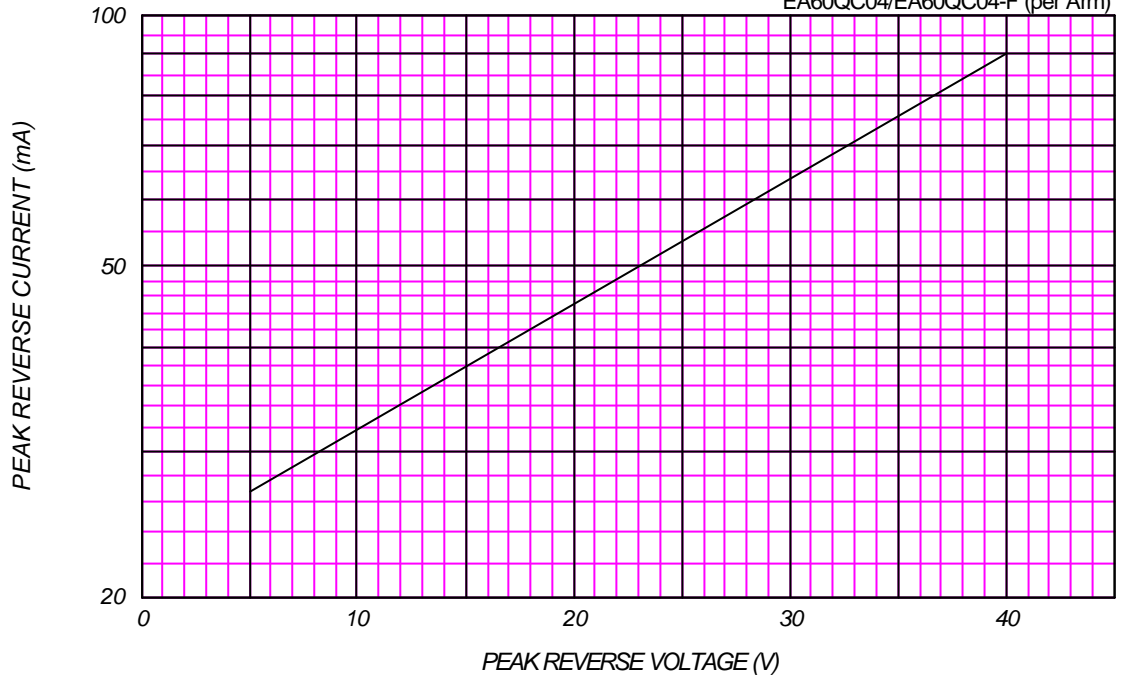
AVERAGE FORWARD POWER DISSIPATION



PEAK REVERSE CURRENT VS. PEAK REVERSE VOLTAGE

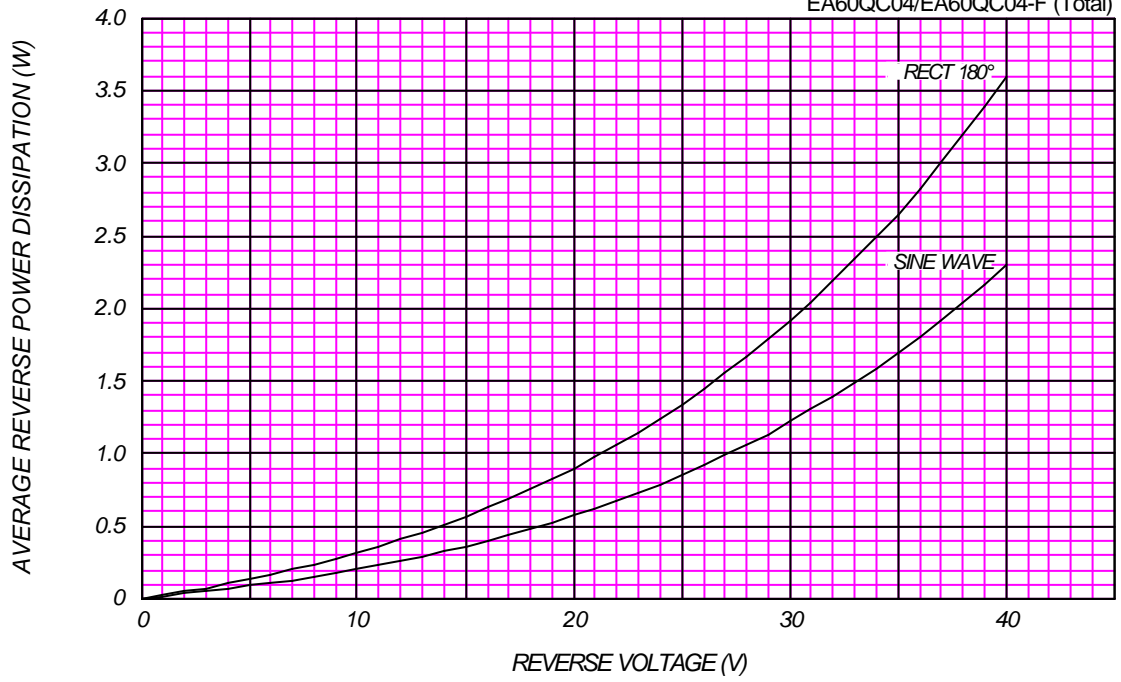
T_j = 150 °C

EA60QC04/EA60QC04-F (per Arm)



AVERAGE REVERSE POWER DISSIPATION

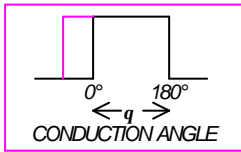
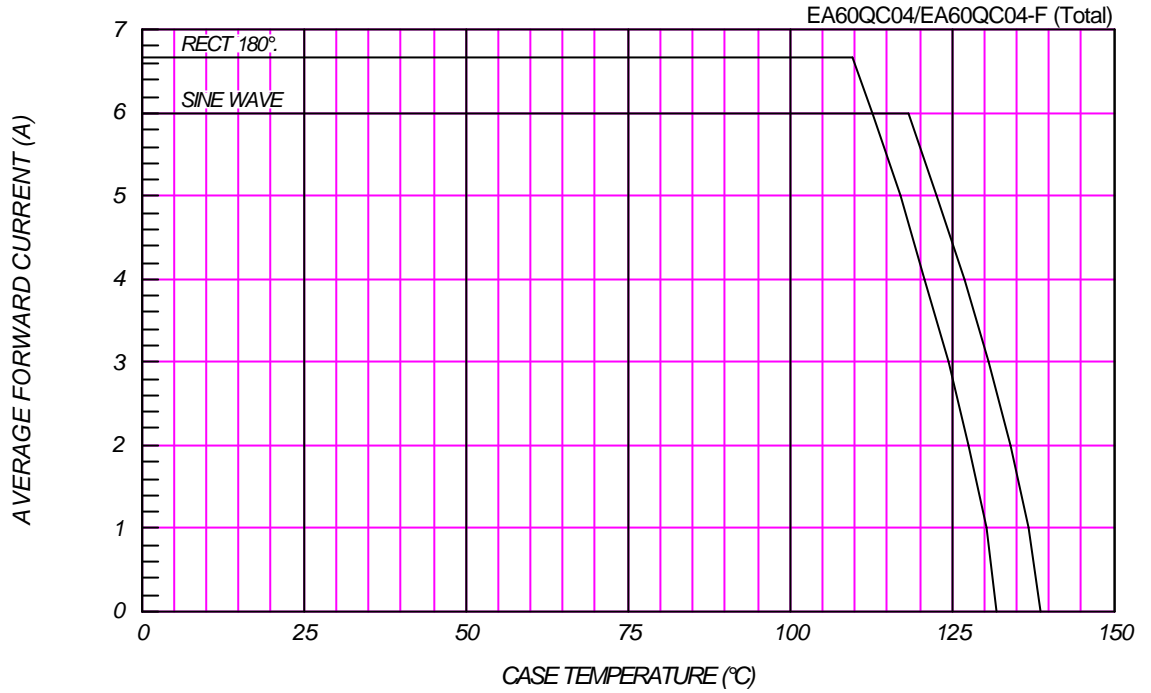
EA60QC04/EA60QC04-F (Total)





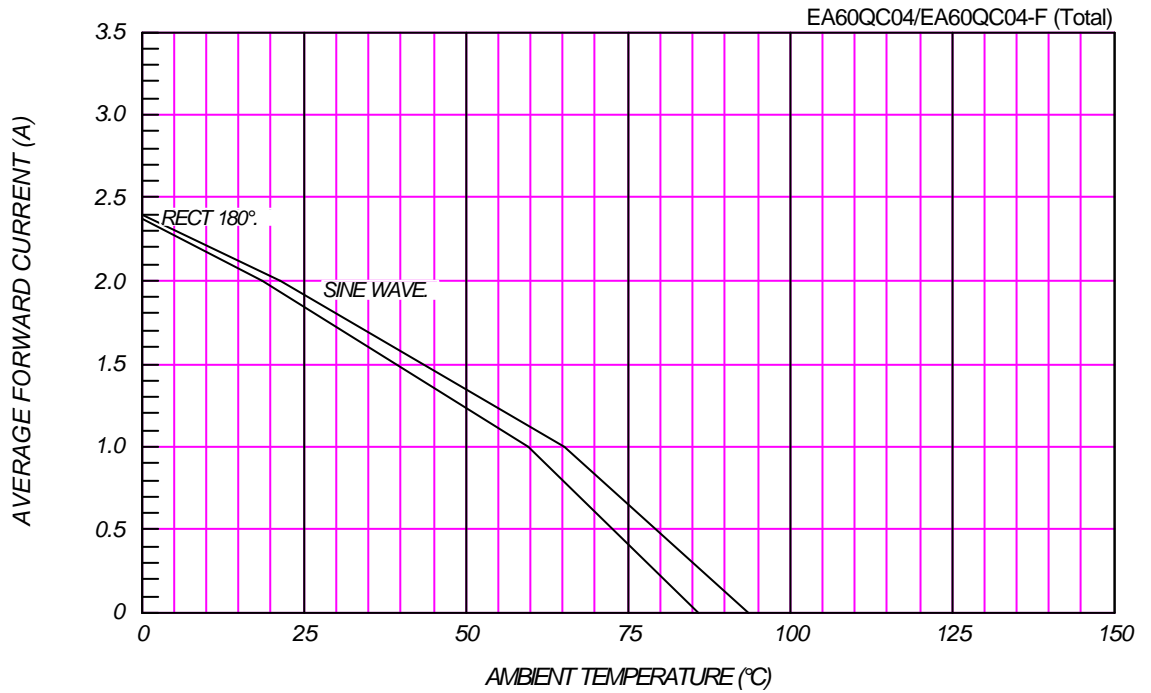
AVERAGE FORWARD CURRENT VS. CASE TEMPERATURE

$V_{RM}=40V$



AVERAGE FORWARD CURRENT VS. AMBIENT TEMPERATURE

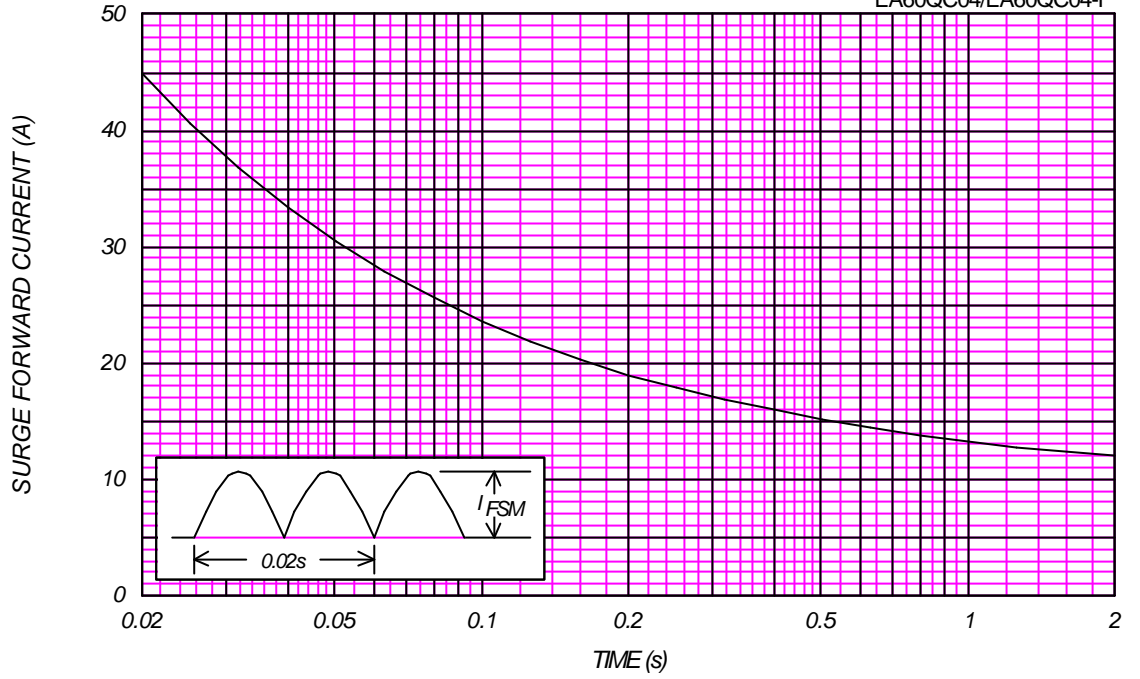
P.C. Board mounted (Print land=20x20mm)



SURGE CURRENT RATINGS

f=50Hz,Sine Wave,Non-Repetitive,No Load

EA60QC04/EA60QC04-F



JUNCTION CAPACITANCE VS. REVERSE VOLTAGE

$T_j=25^\circ\text{C}, V_m=20\text{mV}_{\text{RMS}}, f=100\text{kHz}$, Typical Value

EA60QC04/EA60QC04-F (per Arm)

