

General purpose rectifier leadless diode RLR4004

●Applications

General purpose rectification

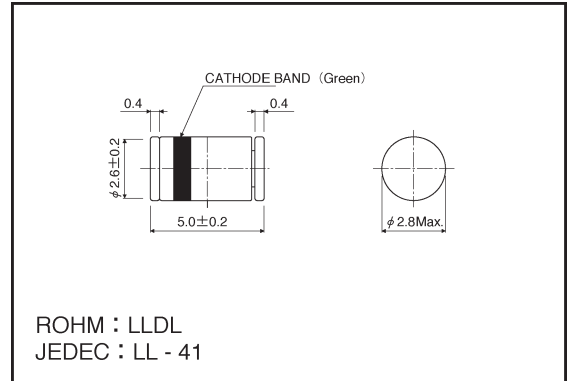
●Features

- 1) High reliability.
- 2) Cylindrical mini power glass sealed envelope.

●Construction

Silicon diffusion junction

●External dimensions (Units: mm)



●Absolute maximum ratings (Ta = 25°C)

Parameter	Symbol	Limits	Unit
Absolute peak reverse voltage	V_{RSM}	480	V
Peak reverse voltage	V_{RM}	400	V
Mean rectifying current *1	I_o	0.8	A
Peak forward surge current *2	I_{FSM}	20	A
Junction temperature	T_j	150	°C
Storage temperature	T_{stg}	-55~+150	°C

*1 When mounted on a PCB board.

*2 60 Hz for 1 \varnothing

●Electrical characteristics (Ta = 25°C)

Parameter	Symbol	Min.	Typ.	Max.	Unit	Conditions
Forward voltage	V_F	—	0.85	1.0	V	$I_F=0.8A$
Reverse current	I_R	—	0.027	10	μA	$V_R=400V$

● Electrical characteristic curves ($T_a = 25^\circ\text{C}$ unless specified otherwise)

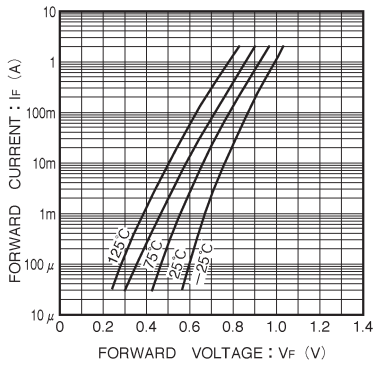


Fig. 1 Forward characteristics

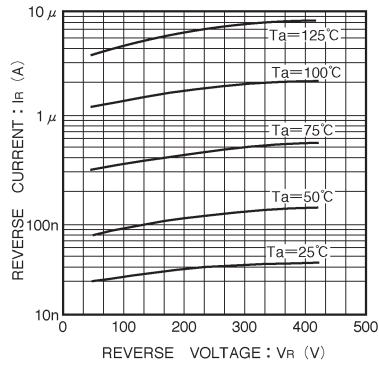


Fig. 2 Reverse characteristics

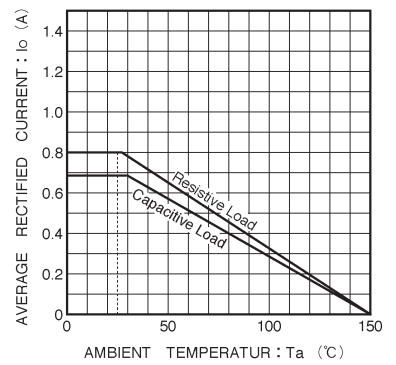


Fig. 3 Derating curve

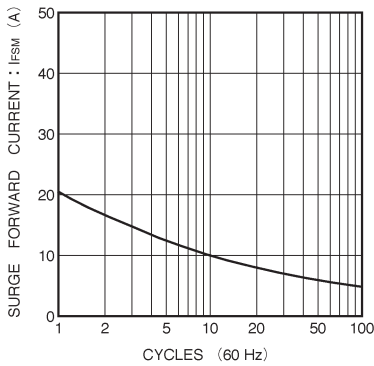


Fig. 4 Maximum peak forward surge current characteristics