• MPT (SOT-89), CPT (DPAK) Types

Type MPT	Type CPT	Function	V_{CEO}(V) *V_{CES} **V_{CER}	I_C($I_{CMax.}$) (A)	P_C(W) MPT (Ta=25°C)	P_C(W) CPT (Tc=25°C)	h_{FE}	V_{CE}(V)	I_C(mA)
2SB1132	—	Driver	−32	−1	2*	—	82~390	−3	−100
—	2SB1184		−50	−3	—	15	82~390	−3	−500
2SB1188	2SB1182		−32	−2	2*	10	82~390	−3	−500
2SB1189	—		−80	−0.7	2*	—	82~390	−3	−100
2SB1260	2SB1181		−80	−1	2*	10	82~390	−3	−100
—	2SB1275		−160	−1.5	—	10	56~270	−5	−100
2SC4132	—		120	2	2*	—	56~390	5	100
2SD1664	—		32	1	2*	—	82~390	3	100
—	2SD1760		50	3	—	15	82~390	3	500
2SD1766	2SD1758		32	2	2*	10	82~390	3	500
2SD1767	—		80	0.7	2*	—	82~390	3	100
2SD1898	2SD1733		80	1	2*	10	82~390	3	500
—	2SD1918		160	1.5	—	10	56~270	5	100
New 2SD2126	—		50	2(5)	2*	—	82~270	2	500
New 2SD2167	—		31±4	2(3)	2*	—	56~270	3	500
2SB1424	—	Low V_{CE}(sat)	−20	−3(−5)	2*	—	82~390	−2	−100
2SD2150	—		20	3(5)	2*	—	120~560	2	100
2SB1308	—	Strobo Flash	−20	−3(−5)	2*	—	82~390	−2	−500
2SB1386	2SB1412		−20	−5(−10)	2*	10	82~390	−2	−500
2SD1963	—		20	3(5)	2*	—	120~560	2	500
2SD2098	2SD2118		20	5(10)	2*	10	120~560	2	500
2SB1427	—	High h_{FE}	−20	−2(−3)	2*	—	270~1200	−6	−500
New 2SD2153	—		25	2(3)	2*	—	390~2700	6	500
—	2SB1183	Darlington	−40**	−2	—	10	1K~200K	−3	−500
—	2SB1316		−100	−2	—	10	1K~10K	−2	−1000
—	2SD1759		40**	2	—	10	1K~200K	3	500
2SD1834	—		60*	1	2*	—	2K~	3	500
—	2SD1980		100	2	—	10	1K~10K	2	1000
New 2SD2170	—		90^{+20}_{-10}	2(3)	2*	—	1K~10K	2	1000
New 2SA1690	—	High Voltage SW	−400	−0.1(−0.2)	2*	—	56~270	−10	−10
—	New 2SA1727		−400	−0.5(−0.1)	—	10	56~270	−5	−50

Dimensions (Unit: mm)

* When mounted on a ceramic board measuring 40 × 40 × 0.7mm.

MPT (SOT-89)

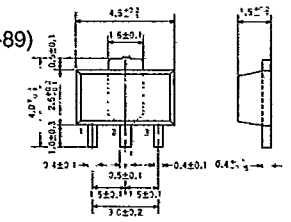

(1) Base
(2) Collector
(3) Emitter

Fig. 6

CPT (DPAK)

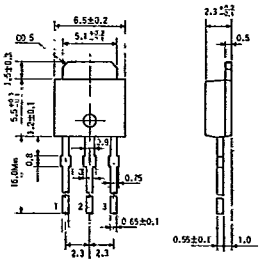

(1) Base
(2) Collector
(3) Emitter

CPT F5

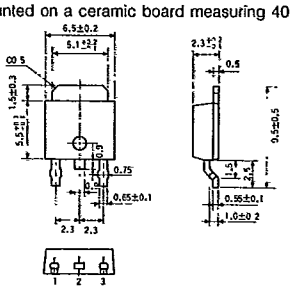

(1) Base
(2) Collector
(3) Emitter

Fig. 7

Note: For more information, see Discrete Components in the "ROHM Data Book '88."

• MPT (SOT-89) Types for U.S.A.

Type	Function	V_{CEO} (V)	I_C (A)	P_C (W)	f_T (MHz)	Cob (pF)	h_{FE}	Package	
RXT2907A	Driver	−60	−0.6	1*	200	8	100~300	MPT	Fig. 6
RXT3906		−40	−0.2	1*	250	4.5	100~400	MPT	Fig. 6
BCX53		−80	−1	1*	100	20	40~250	MPT	Fig. 6
RXT2222A		40	0.6	1*	300	8	100~300	MPT	Fig. 6
RXT3904		40	0.2	1*	300	4	100~300	MPT	Fig. 6
BCX56		80	1	1*	100	20	40~250	MPT	Fig. 6
RXT-A64	Darlington Driver	−30	−0.5	1*	125	4	20K~	MPT	Fig. 6
RXT-A76		−50	−0.5	1*	125	4	20K~	MPT	Fig. 6
RXT-A14		40	0.5	1*	—	5.4	20K~	MPT	Fig. 6
RXT-A28		80	0.5	1*	125	5	10K~	MPT	Fig. 6

★ Package mounted on ceramic 14 × 18 × 0.7mm