


### 5. Shielded Type SC, SA



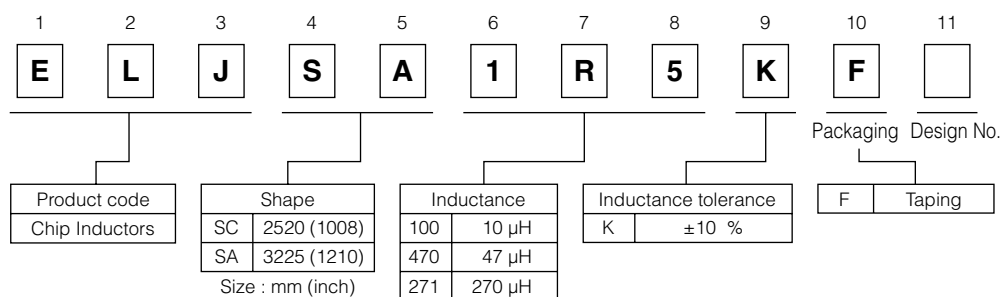
#### ■ Features

- Magnetic shield effect using ferrite mixed within outer molding.
- Capable of being Re-flow or flow soldered.
- Good for mounting.
- RoHS compliant

#### ■ Recommended Applications

- AV equipment, Wireless communication equipment and various types of general electronic equipment.

#### ■ Explanation of Part Numbers



#### ■ Storage Conditions

- Package : Normal temperature (-5 to 35 °C), normal humidity (85 %RH max.), shall not be exposed to direct sunlight and harmful gases and care should be taken so as not to cause dew.
- Operating Temperature : -20 to +85 °C

#### ■ Storage Period

- Solderability may be reduced due to the conditions of high temperature and high humidity which causes the oxidation of tin-plated terminals. Even if storage conditions are within specified limits, solderability may be reduced with the passage of time. Therefore, please control the storage conditions and try to use the product within 6 months of receipt.

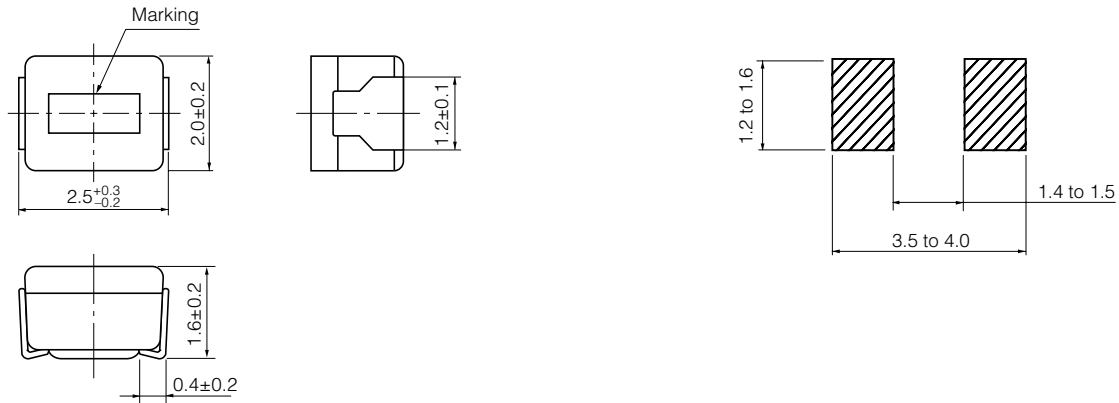
#### ■ Packaging Methods, Soldering Conditions and Safety Precautions

Please see Data Files.

### ■ SC Type 2520 (1008)

● Dimensions in mm (not to scale)

● Recommended Land Pattern in mm (not to scale)



### ■ Standard Packing Quantity

● 2000 pcs./Reel

### ■ Standard Parts

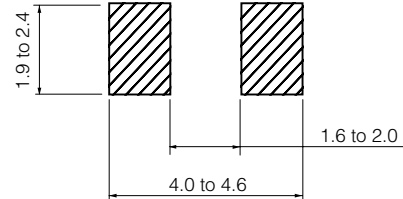
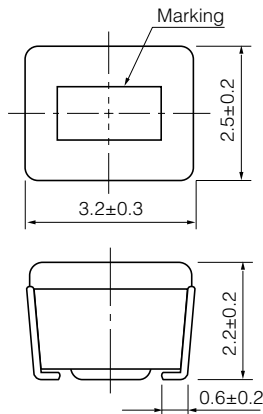
Part No.	Inductance			Q		SRF *1 (MHz) min.	R <sub>DC</sub> *2 (Ω) max.	DC Current (mA) max.	
	(μH)	Tolerance (%)	Test Freq. (MHz)	min.	Test Freq. (MHz)				
ELJSC270□F	27	K : ±10 %	2.52	40	2.52	20	4.50	18	
ELJSC330□F	33					18	5.20	14	
ELJSC390□F	39					15	5.70	13	
ELJSC470□F	47					14	6.60	12	
ELJSC560□F	56					13	7.10	10	
ELJSC680□F	68					13	6.50	17	
ELJSC820□F	82			25	0.796	0.796	13	7.40	14
ELJSC101□F	100						12	8.40	10

□ : Symbol of Tolerance \*1 : Self Resonant Frequency \*2 : DC Resistance

### ■ SA Type 3225 (1210)

● Dimensions in mm (not to scale)

● Recommended Land Pattern in mm (not to scale)



### ■ Standard Packing Quantity

● 2000 pcs./Reel

### ■ Standard Parts

Part No.	Inductance			Q		SRF *1 (MHz) min.	R <sub>DC</sub> *2 (Ω) max.	DC Current (mA) max.	
	(μH)	Tolerance (%)	Test Freq. (MHz)	min.	Test Freq. (MHz)				
ELJSA100KF	10	K : ±10 %	1	40	5	30	1.8	18	
ELJSA120KF	12					28	2.0	17	
ELJSA150KF	15					25	2.2	15	
ELJSA180KF	18					23	2.5	13	
ELJSA220KF	22					20	2.8	12	
ELJSA270KF	27					18	3.2	10	
ELJSA330KF	33					17	3.5	10	
ELJSA390KF	39					15	3.8	9	
ELJSA470KF	47					14	4.0	8	
ELJSA560KF	56					13	4.5	7	
ELJSA680KF	68				12	5.0	6		
ELJSA820KF	82				11	6.0	6		
ELJSA101KF	100				10	7.0	5		
ELJSA121KF	120				9	8.0	5		
ELJSA151KF	150				5	9.0	5		
ELJSA181KF	180				5	11.0	5		
ELJSA221KF	220				4	12.0	5		
ELJSA271KF	270	4	14.0	5					
			0.1	1.5					

\*1 : Self Resonant Frequency \*2 : DC Resistance