
SPECIFICATION FOR APPROVAL

Product Type: **SPXO 3.2x2.5**

Product Frequency: **24.000MHz**

JY P/N: **JYSP32S4-024.00000-CC14C0**

Customer P/N:

Customer Confirmation:

Approve:	Check:	Draw: WQY
----------	--------	--------------



广州晶优电子科技有限公司
Guangzhou Crestal Electronic Technology Co., Ltd.

Version	Date	Description	Remark
V1	2016/4/1	The First Time	

1. Feature

- Metal sealing reaches high reliability
- Low current and wide frequency range
- Small size and ultra-thin

2. Summary

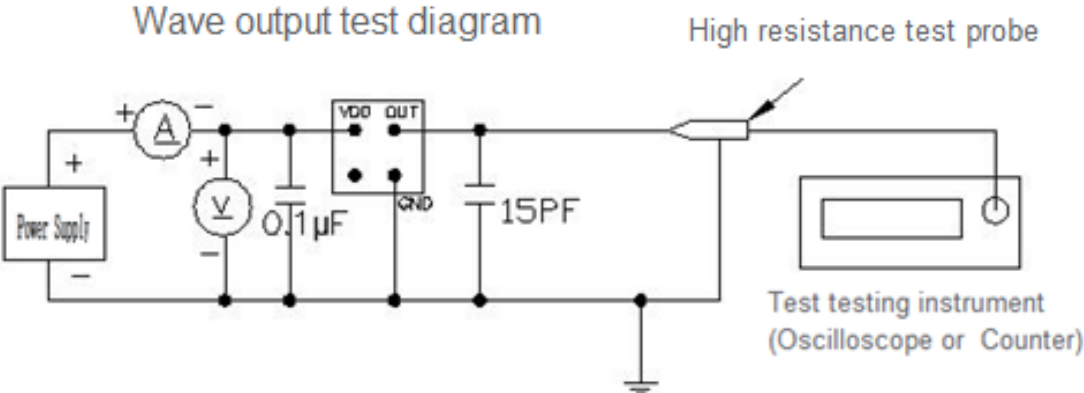
Parameter	Min	Typ.	Max	Unit	Condition
Output Frequency	24.000			MHz	—
Operating Temperature	-40	—	85	°C	High temperature and low temperature equipment
Storage Temperature	-55	—	125	°C	—

- Notes: 1. The counter (HP53132) can be used to test out frequency.
2. Testing is conducted in room temperature 25 + 2 °C.

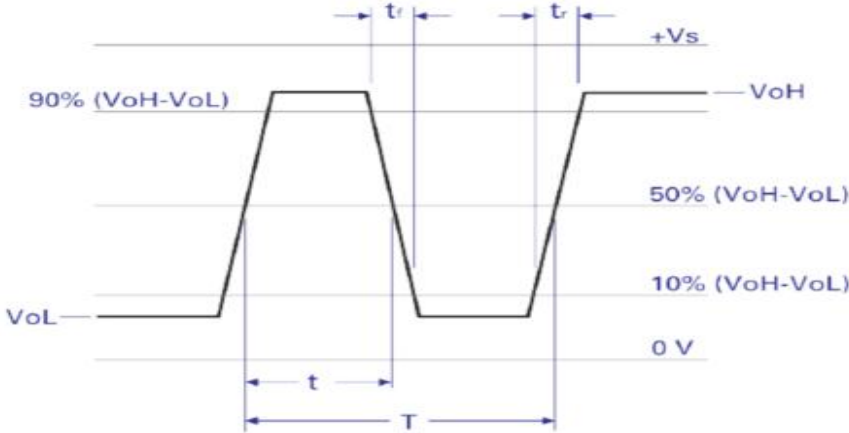
3. Specification

NO.	Item		Legend	Min	Typ.	Max	unit	Condition
1	Output Frequency		F0	24.000			MHz	—
2	Input	Supply Voltage	Vdd	1.71	1.8	1.89	V	—
3	Output	Level Output Voltage	V _{ol} max, V _{oh} min	CMOS			—	—
		Load Capacitance	RL	—	15	—	PF	—
		1 Level Output Voltage	V _{oh}	1.26	—	—	V	—
		0 Level Output Voltage	V _{ol}	—	—	0.54	V	—
		Rise time	Tr, Tf	—	—	10	ns	—
		Symmetry	DT	45	—	55	%	—
5	Frequency Stability	Frequency Tolerance	$\Delta f/f$	-25	—	25	ppm	25°C±3°C
		Frequency Stability Over Temperature	$\Delta f/f$	-25	—	25	ppm	Refer to25°C
		Ageing	Fag	-3	—	3	ppm	The First Year
		Start-up Time	ST	—	—	5	ms	—
6	Tri-state Function	Output Enable/Disable	E/D	Pin#1			—	—
		Enable Level	V _{hi}	1.62	—	—	V	—
		Disable Level	V _{lo}	—	—	0.18	V	—

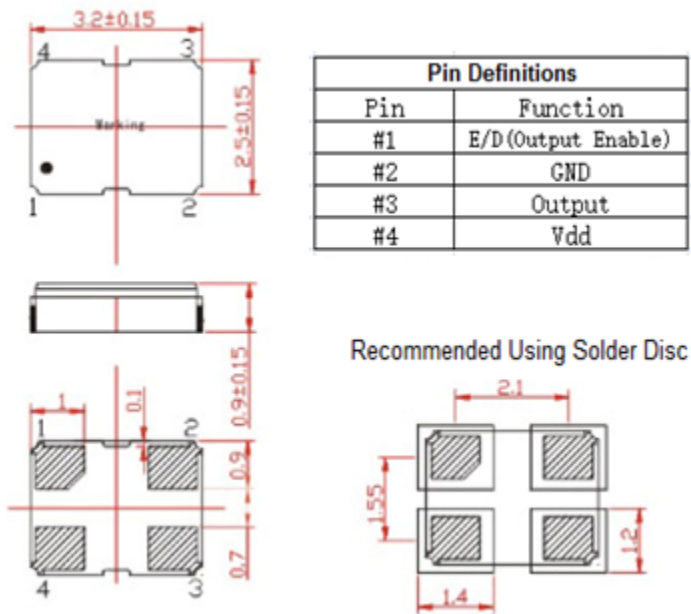
4. Measurement Circuit



5. Output Wave



6. Dimensions



Note: pin#1 can be connected to 1 level voltage or not connected to enable output.

7. Marking

24.000
•Y XXXX

8. Packaging

Tape and Reel Package