



## MMBZ5229A SERIES

### SURFACE MOUNT SILICON ZENER DIODES

**VOLTAGE** 4.3 to 51 Volts **POWER** 410 mWatts

#### FEATURES

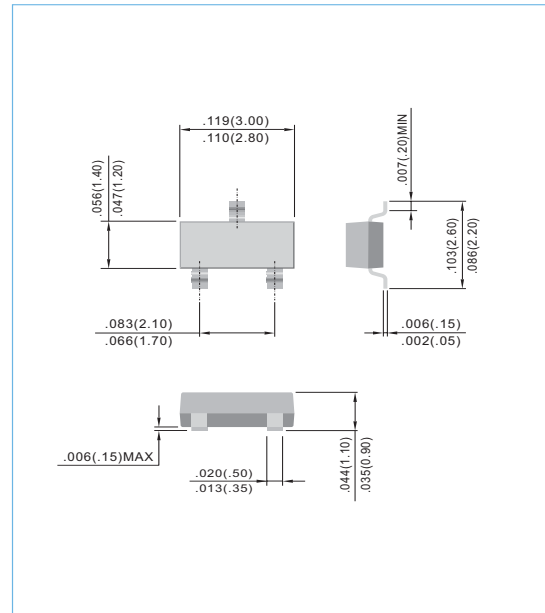
- Planar Die construction
- 410mW Power Dissipation
- Ideally Suited for Automated Assembly Processes
- Pb free product : 99% Sn above can meet RoHS environment substance diective request

#### MECHANICAL DATA

- Case: SOT-23, Molded Plastic
- Terminals: Solderable per MIL-STD-750, Method 2026
- Polarity: See Diagram Below
- Approx. Weight: 0.0048 grams
- Mounting Position: Any

SOT-23

Unit: inch (mm)



#### MAXIMUM RATINGS AND ELECTRICAL CHARACTERISTICS

Parameter	Symbol	Value	Units
Maximum Power Dissipation (Notes A) at 25°C	P <sub>D</sub>	410	mW
Operating Junction and Storage Temperature Range	T <sub>J</sub>	-50 to +150	°C

#### NOTES:

A. Mounted on 5.0mm<sup>2</sup>(.013mm thick) land areas.



## MMBZ5229A SERIES

Part Number	Nominal Zener Voltage			Max. Zener Impedance				Max Reverse Leakage Current		Marking Code	Package
	V <sub>Z</sub> @ I <sub>ZT</sub>			Z <sub>ZT</sub> @ I <sub>ZT</sub>		Z <sub>ZK</sub> @ I <sub>ZK</sub>		I <sub>R</sub> @ V <sub>R</sub>			
	Nom. V	Min. V	Max. V	Ω	mA	Ω	mA	μA	V		
MMBZ5229A	4.3	4.21	4.39	22	20.0	2000	0.25	5.0	1.0	D4	SOT-23
MMBZ5230A	4.7	4.61	4.79	19	20.0	1900	0.25	5.0	2.0	D5	SOT-23
MMBZ5231A	5.1	5.00	5.20	17	20.0	1600	0.25	5.0	2.0	E1	SOT-23
MMBZ5232A	5.6	5.49	5.71	11	20.0	1600	0.25	5.0	3.0	E2	SOT-23
MMBZ5234A	6.2	6.08	6.32	7	20.0	1000	0.25	5.0	4.0	E4	SOT-23
MMBZ5235A	6.8	6.66	6.94	5	20.0	750	0.25	3.0	5.0	E5	SOT-23
MMBZ5236A	7.5	7.35	7.65	6	20.0	500	0.25	3.0	6.0	F1	SOT-23
MMBZ5237A	8.2	8.04	8.36	8	20.0	500	0.25	3.0	6.0	F2	SOT-23
MMBZ5239A	9.1	8.92	9.28	10	20.0	600	0.25	3.0	6.5	F4	SOT-23
MMBZ5240A	10	9.80	10.20	17	20.0	600	0.25	3.0	8.0	F5	SOT-23
MMBZ5241A	11	10.78	11.22	22	20.0	600	0.25	3.0	8.4	H1	SOT-23
MMBZ5242A	12	11.76	12.24	30	20.0	600	0.25	2.0	9.1	H2	SOT-23
MMBZ5243A	13	12.74	13.26	13	9.5	600	0.25	1.0	9.9	H3	SOT-23
MMBZ5244A	14	13.72	14.28	15	9.0	600	0.25	0.5	10.5	H4	SOT-23
MMBZ5245A	15	14.70	15.30	16	8.5	600	0.25	0.5	11.0	H5	SOT-23
MMBZ5246A	16	15.68	16.32	17	7.8	600	0.25	0.1	12.0	J1	SOT-23
MMBZ5247A	17	16.66	17.34	19	7.5	600	0.25	0.1	13.0	J2	SOT-23
MMBZ5248A	18	17.64	18.36	21	7.0	600	0.25	0.1	14.0	J3	SOT-23
MMBZ5250A	20	19.60	20.40	25	6.2	600	0.25	0.1	15.0	J5	SOT-23
MMBZ5251A	22	21.56	22.44	29	5.6	600	0.25	0.1	17.0	K1	SOT-23
MMBZ5252A	24	23.52	24.48	33	5.2	600	0.25	0.1	18.0	K2	SOT-23
MMBZ5254A	27	26.46	27.54	41	5.0	600	0.25	0.1	21.0	K4	SOT-23
MMBZ5255A	28	27.44	28.56	44	4.5	600	0.25	0.1	21.0	K5	SOT-23
MMBZ5256A	30	29.40	30.60	49	4.2	600	0.25	0.1	23.0	M1	SOT-23
MMBZ5257A	33	32.34	33.66	58	3.8	700	0.25	0.1	25.0	M2	SOT-23
MMBZ5258A	36	35.28	36.72	70	3.4	700	0.25	0.1	27.0	M3	SOT-23
MMBZ5259A	39	38.22	39.78	80	3.2	800	0.25	0.1	30.0	M4	SOT-23
MMBZ5260A	43	42.14	43.86	93	3.0	900	0.25	0.1	33	M5	SOT-23
MMBZ5261A	47	46.06	47.94	105	2.7	1000	0.25	0.1	36	N1	SOT-23
MMBZ5262A	51	49.98	52.02	125	2.5	1100	0.25	0.1	39	N2	SOT-23



## MMBZ5229A SERIES

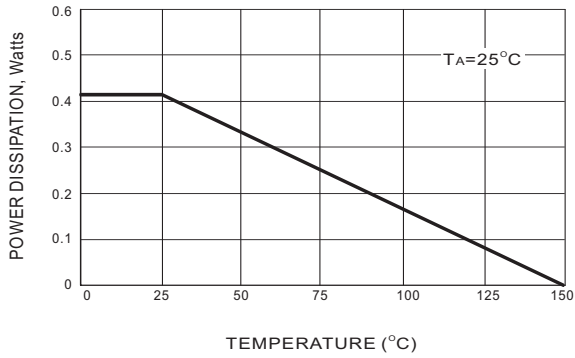


Fig.1 STEADY STATE POWER DERATING

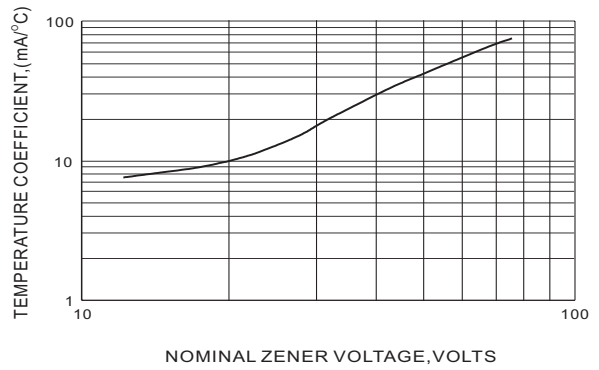


Fig.2 TEMPERATURE COEFFICIENTS

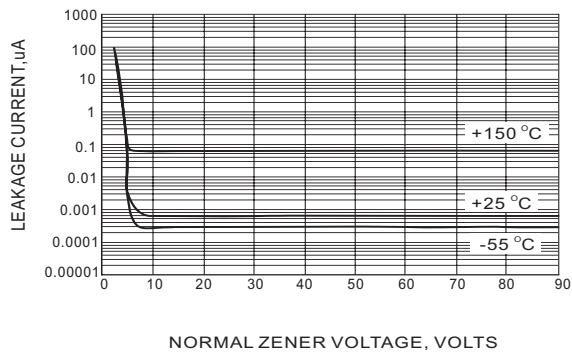


Fig.3 TYPICAL LEAKAGE CURRENT

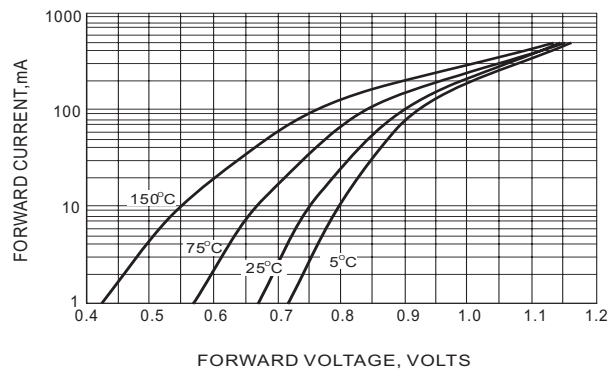
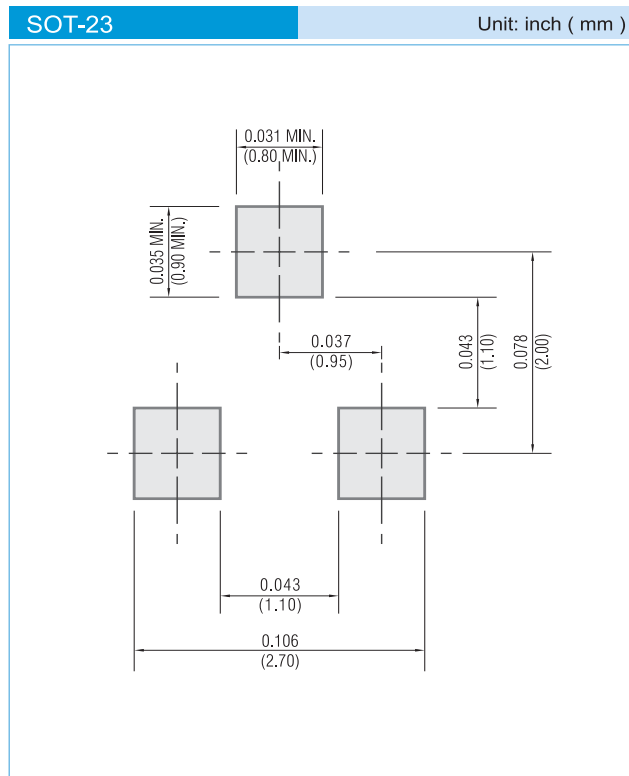


Fig.4 TYPICAL FORWARD VOLTAGE



## MMBZ5229A SERIES

### MOUNTING PAD LAYOUT



### ORDER INFORMATION

- Packing information
  - T/R - 12K per 13" plastic Reel
  - T/R - 3K per 7" plastic Reel

### LEGAL STATEMENT

#### Copyright PanJit International, Inc 2006

The information presented in this document is believed to be accurate and reliable. The specifications and information herein are subject to change without notice. Pan Jit makes no warranty, representation or guarantee regarding the suitability of its products for any particular purpose. Pan Jit products are not authorized for use in life support devices or systems. Pan Jit does not convey any license under its patent rights or rights of others.